

**2022 PITTSBURG COUNTY ASSESSOR'S OFFICE REPORT TO THE EXCISE BOARD**

07/21/2022

City/Village								
DISTRICT	DESCRIPTION	PERSONAL PROPERTY	REAL PROPERTY	PUBLIC SERVICE	TOTAL VALUATION	HOMESTEAD EXEMPTIONS	OTHER EXEMPTIONS	NET VALUATION
C80	City of McAlester	21,266,149	108,640,621	11,006,011	140,912,781	2,999,671	2,114,306	135,798,804
CarlLndg	CarlLndg-C	1,817	3,626,908	0	3,628,725	1,000	0	3,627,725
T001	City of Hartshorne	473,277	6,299,492	736,043	7,508,812	375,931	198,138	6,934,743
T003	Town of Canadian	147,508	507,256	296,569	951,333	23,903	19,610	907,820
T007	City of Krebs	605,648	6,623,425	797,515	8,026,588	326,325	93,380	7,606,883
T011	City of Haileyville	44,205	1,704,334	321,192	2,069,731	170,705	37,809	1,861,217
T013	Town of Alderson	255,971	871,888	98,378	1,226,237	61,037	18,220	1,146,980
T014	Town of Kiowa	85,837	1,694,997	408,962	2,189,796	128,888	22,365	2,038,543
T017	Town of Quinton	248,629	2,166,334	425,623	2,840,586	163,688	48,615	2,628,283
T025	Town of Indianola	7,640	327,248	174,616	509,504	38,518	16,847	454,139
T028	Town of Crowder	20,533	1,190,767	568,391	1,779,691	72,718	22,454	1,684,519
T030	Town of Savanna	461,987	2,253,248	1,092,307	3,807,542	119,894	84,017	3,603,631
T063	Town of Pittsburg	16,457	480,850	105,715	603,022	46,571	2,513	553,938
T099	Town of Ashland	7,781	72,110	9,647	89,538	8,636	0	80,902
<b>CITY/VILLAGE TOTAL VALUATION</b>		<b>23,643,439</b>	<b>136,459,478</b>	<b>16,040,969</b>	<b>176,143,886</b>	<b>4,537,485</b>	<b>2,678,274</b>	<b>168,928,127</b>

County								
DISTRICT	DESCRIPTION	PERSONAL PROPERTY	REAL PROPERTY	PUBLIC SERVICE	TOTAL VALUATION	HOMESTEAD EXEMPTIONS	OTHER EXEMPTIONS	NET VALUATION
C001	Pittsburg County	162,441,358	250,709,949	47,834,892	460,986,199	9,210,545	5,908,033	445,867,621
<b>COUNTY TOTAL VALUATION</b>		<b>162,441,358</b>	<b>250,709,949</b>	<b>47,834,892</b>	<b>460,986,199</b>	<b>9,210,545</b>	<b>5,908,033</b>	<b>445,867,621</b>

School								
DISTRICT	DESCRIPTION	PERSONAL PROPERTY	REAL PROPERTY	PUBLIC SERVICE	TOTAL VALUATION	HOMESTEAD EXEMPTIONS	OTHER EXEMPTIONS	NET VALUATION
# 1 Hart	1 Hartshorne	3,929,703	10,738,980	4,759,953	19,428,636	650,282	392,923	18,385,431
# 2 Cana	2 Canadian	3,450,054	41,375,671	1,580,989	46,406,714	1,024,625	800,465	44,581,624
# 9 Kreb	9 Krebs	4,324,605	22,791,401	1,544,143	28,660,149	621,307	515,633	27,523,209
#11 Hail	11 Haileyvil	3,236,483	11,522,351	2,008,860	16,767,694	647,717	426,483	15,693,494
#14 Kiow	14 Kiowa	54,748,405	6,083,928	3,409,670	64,242,003	302,393	79,632	63,859,978
#17 Quin	17 Quinton	16,605,349	5,299,405	1,022,251	22,927,005	316,829	132,044	22,478,132

**2022 PITTSBURG COUNTY ASSESSOR'S OFFICE REPORT TO THE EXCISE BOARD**

07/21/2022

#25 Indi	25 Indianola	12,475,500	6,683,270	3,936,342	23,095,112	415,558	321,820	22,357,734
#28 Crow	28 Crowder	10,362,240	13,718,823	3,881,940	27,963,003	671,835	281,731	27,009,437
#29 Frin	29 Frink	3,643,978	21,967,548	2,590,669	28,202,195	435,585	354,405	27,412,205
#30 Sava	30 Savanna	1,753,187	7,702,583	3,089,203	12,544,973	347,620	199,755	11,997,598
#54 Stua	54 Stuart	13,531,899	3,013,178	853,694	17,398,771	162,858	68,664	17,167,249
#56 Tann	56 Tannehill	4,763,839	5,706,744	1,886,504	12,357,087	263,180	220,869	11,873,038
#63 Pitt	63 Pittsburg	1,525,748	2,681,603	2,620,088	6,827,439	169,331	50,331	6,607,777
#80 McAl	80 McAlester	19,371,871	86,755,446	12,576,410	118,703,727	2,911,576	1,823,140	113,969,011
#88 Hayw	88 Haywood	8,712,761	4,585,440	2,061,955	15,360,156	261,552	236,593	14,862,011
J10 Push	J10 Pushmataha	5,736	83,578	12,221	101,535	8,297	3,545	89,693
<b>SCHOOL TOTAL VALUATION</b>		<b>162,441,358</b>	<b>250,709,949</b>	<b>47,834,892</b>	<b>460,986,199</b>	<b>9,210,545</b>	<b>5,908,033</b>	<b>445,867,621</b>

TIF-District								
DISTRICT	DESCRIPTION	PERSONAL PROPERTY	REAL PROPERTY	PUBLIC SERVICE	TOTAL VALUATION	HOMESTEAD EXEMPTIONS	OTHER EXEMPTIONS	NET VALUATION
10001	Carlton Landing TIF	1,471	11,021,448	0	11,022,919	8,000	72,050	10,942,869
<b>TIF-DISTRICT TOTAL VALUATION</b>		<b>1,471</b>	<b>11,021,448</b>	<b>0</b>	<b>11,022,919</b>	<b>8,000</b>	<b>72,050</b>	<b>10,942,869</b>

Vo-Tech								
DISTRICT	DESCRIPTION	PERSONAL PROPERTY	REAL PROPERTY	PUBLIC SERVICE	TOTAL VALUATION	HOMESTEAD EXEMPTIONS	OTHER EXEMPTIONS	NET VALUATION
Kiamichi	VoTech Kiamichi	162,441,358	250,709,949	47,834,892	460,986,199	9,210,545	5,908,033	445,867,621
<b>VO-TECH TOTAL VALUATION</b>		<b>162,441,358</b>	<b>250,709,949</b>	<b>47,834,892</b>	<b>460,986,199</b>	<b>9,210,545</b>	<b>5,908,033</b>	<b>445,867,621</b>

2022 PITTSBURG COUNTY ASSESSOR'S OFFICE REPORT TO THE EXCISE BOARD

07/21/2022

I, Michelle Fields, Assessor of Pittsburg County Oklahoma, do hereby certify that the foregoing is a true and correct statement of valuations for Real Estate, Personal Property, Public Service and Homestead Exemptions as certified by the State Board of Equalization and shown by the records in the County Assessor's office. Subscribed by my name and affixed the seal of the County Assessors office on this day of 07/21/2022.

State of Oklahoma )  
                                  ) SS  
Pittsburg County )

*Michelle Fields*

Michelle Fields  
County Assessor  
Pittsburg County



I, Hope Trammell, County Clerk of Pittsburg County Oklahoma, do hereby certify that the above is a true, correct and complete list of the valuations of Pittsburg County Oklahoma as certified by the Pittsburg County Assessor's office.

*Hope Trammell*

Hope Trammell  
County Clerk  
Pittsburg County




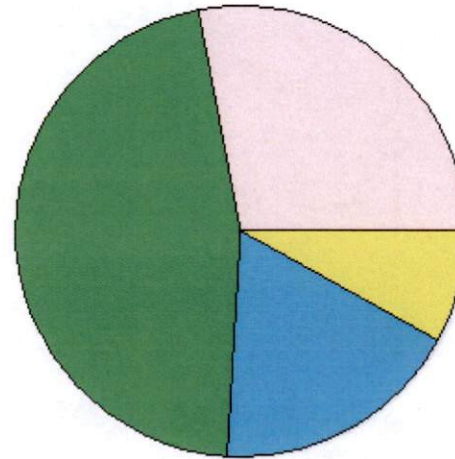
Excise Board:

*[Signature]*

*[Signature]*

7-29-2022  
Date

Real	Count	Value
Agricultural	24	239,931
Commercial	1,003	41,179,569
Residential	7,489	67,221,121
<b>Total Real Value</b>	<b>8,516</b>	<b>108,640,621</b>
Homestead	2,790	2,999,671
Veteran	154	2,114,306
Other	0	0
<b>Total Exempt</b>	<b>3,172</b>	<b>5,113,977</b>
<b>TIF Increment Value</b>		
<b>Net Assessed</b>		<b>103,526,644</b>
<b>Under Protest</b>		
Senior Freeze	634	1,837,279
Capped Parcels	3,940	25,877,807




Personal	Count	Value
Agricultural	20	63,224
Commercial	795	24,562,569
Mobile Home	13	15,064
<b>Total Personal</b>	<b>828</b>	<b>24,640,857</b>
<b>Total Exempt</b>	<b>4</b>	<b>3,374,708</b>
<b>TIF Increment Value</b>		
<b>Net Assessed</b>		<b>21,266,149</b>
<b>Under Protest</b>		

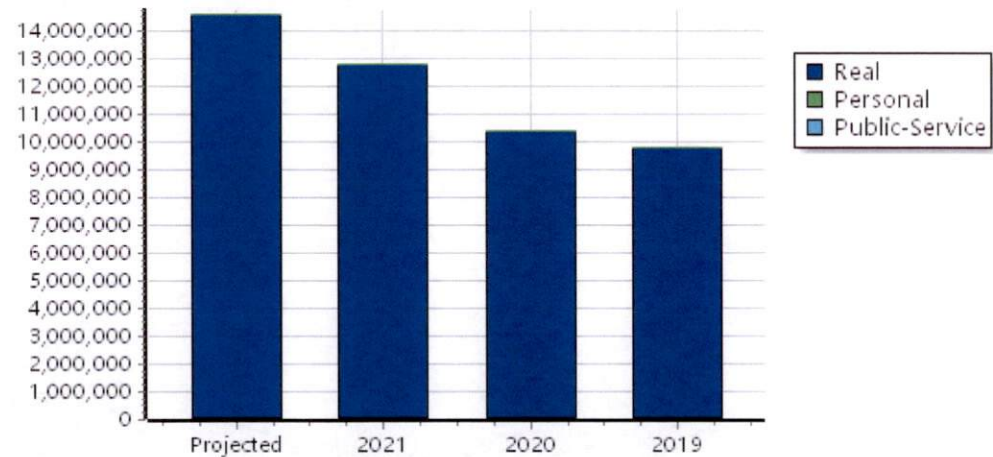
Public Service	Count	Value
<b>Total PS Value</b>	<b>37</b>	<b>11,006,011</b>
<b>TIF Increment Value</b>		
<b>Net Assessed</b>		<b>11,006,011</b>
<b>Under Protest</b>		

District Totals	
Total Gross Value	144,287,489
Homestead Loss	2,999,671
Other Exemption Loss	5,489,014
<b>TIF Increment Value</b>	
<b>Retained TIF Value</b>	
<b>Net Assessed Value</b>	<b>135,798,804</b>
<b>Under Protest</b>	

Real	Count	Value
Agricultural	18	3,761
Commercial	51	132,322
Residential	460	14,512,273
<b>Total Real Value</b>	<b>529</b>	<b>14,648,356</b>
Homestead	9	9,000
Veteran	1	72,050
Other	0	0
<b>Total Exempt</b>	<b>10</b>	<b>81,050</b>
<b>TIF Increment Value</b>		<b>10,941,398</b>
<b>Net Assessed</b>		<b>3,625,908</b>
<b>Under Protest</b>		
Senior Freeze	1	0
Capped Parcels	71	571,879



Personal	Count	Value
Agricultural	0	0
Commercial	3	3,288
Mobile Home	0	0
<b>Total Personal</b>	<b>3</b>	<b>3,288</b>
<b>Total Exempt</b>	<b>0</b>	<b>0</b>
<b>TIF Increment Value</b>		<b>1,471</b>
<b>Net Assessed</b>		<b>1,817</b>
<b>Under Protest</b>		


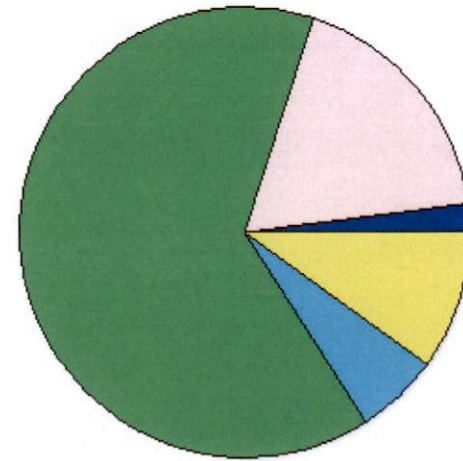


Public Service	Count	Value
<b>Total PS Value</b>	<b>0</b>	<b>0</b>
<b>TIF Increment Value</b>		<b>0</b>
<b>Net Assessed</b>		<b>0</b>
<b>Under Protest</b>		

District Totals	
Total Gross Value	14,651,644
Homestead Loss	9,000
Other Exemption Loss	72,050
<b>TIF Increment Value</b>	<b>10,942,869</b>
<b>Retained TIF Value</b>	
<b>Net Assessed Value</b>	<b>3,627,725</b>
<b>Under Protest</b>	

TIF Project Summary						
Code	Description	Expires	Base Value	Increment Value	Retained Inc	Total Value
1	CarlLndg-C TIF	2041	400,476	10,942,869		11,343,345
<b>Total TIF Valuation :</b>			<b>400,476</b>	<b>10,942,869</b>	<b>0</b>	<b>11,343,345</b>

Real	Count	Value
Agricultural	27	170,204
Commercial	129	1,342,157
Residential	1,207	4,787,131
<b>Total Real Value</b>	<b>1,363</b>	<b>6,299,492</b>
Homestead	345	375,931
Veteran	28	198,138
Other	0	0
<b>Total Exempt</b>	<b>405</b>	<b>574,069</b>
<b>TIF Increment Value</b>		
<b>Net Assessed</b>		<b>5,725,423</b>
<b>Under Protest</b>		
Senior Freeze	98	218,008
Capped Parcels	653	1,789,267


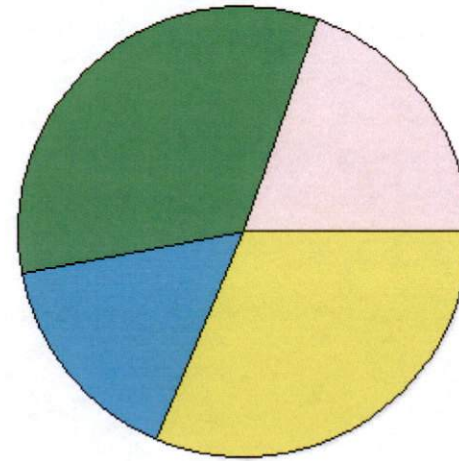


Personal	Count	Value
Agricultural	5	3,649
Commercial	65	446,213
Mobile Home	16	25,690
<b>Total Personal</b>	<b>86</b>	<b>475,552</b>
<b>Total Exempt</b>	<b>2</b>	<b>2,275</b>
<b>TIF Increment Value</b>		
<b>Net Assessed</b>		<b>473,277</b>
<b>Under Protest</b>		

Public Service	Count	Value
<b>Total PS Value</b>	<b>12</b>	<b>736,043</b>
<b>TIF Increment Value</b>		
<b>Net Assessed</b>		<b>736,043</b>
<b>Under Protest</b>		

District Totals	
Total Gross Value	7,511,087
Homestead Loss	375,931
Other Exemption Loss	200,413
<b>TIF Increment Value</b>	
<b>Retained TIF Value</b>	
<b>Net Assessed Value</b>	<b>6,934,743</b>
<b>Under Protest</b>	

Real	Count	Value
Agricultural	2	269
Commercial	11	186,907
Residential	156	320,080
<b>Total Real Value</b>	<b>169</b>	<b>507,256</b>
Homestead	24	23,903
Veteran	2	19,610
Other	0	0
<b>Total Exempt</b>	<b>26</b>	<b>43,513</b>
<b>TIF Increment Value</b>		
<b>Net Assessed</b>		<b>463,743</b>
<b>Under Protest</b>		
Senior Freeze	3	4,337
Capped Parcels	87	82,796


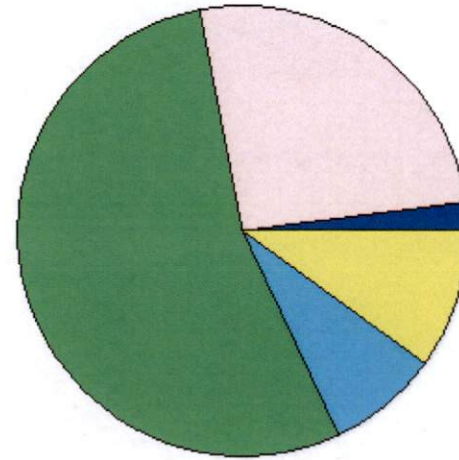


Personal	Count	Value
Agricultural	1	1,093
Commercial	16	144,930
Mobile Home	3	1,485
<b>Total Personal</b>	<b>20</b>	<b>147,508</b>
<b>Total Exempt</b>	<b>0</b>	<b>0</b>
<b>TIF Increment Value</b>		
<b>Net Assessed</b>		<b>147,508</b>
<b>Under Protest</b>		

Public Service	Count	Value
<b>Total PS Value</b>	<b>13</b>	<b>296,569</b>
<b>TIF Increment Value</b>		
<b>Net Assessed</b>		<b>296,569</b>
<b>Under Protest</b>		

District Totals	
Total Gross Value	951,333
Homestead Loss	23,903
Other Exemption Loss	19,610
<b>TIF Increment Value</b>	
<b>Retained TIF Value</b>	
<b>Net Assessed Value</b>	<b>907,820</b>
<b>Under Protest</b>	

Real	Count	Value
Agricultural	35	149,497
Commercial	149	2,122,155
Residential	987	4,351,773
<b>Total Real Value</b>	<b>1,171</b>	<b>6,623,425</b>
Homestead	303	326,325
Veteran	12	93,380
Other	0	0
<b>Total Exempt</b>	<b>346</b>	<b>419,705</b>
<b>TIF Increment Value</b>		
<b>Net Assessed</b>		<b>6,203,720</b>
<b>Under Protest</b>		
Senior Freeze	66	130,816
Capped Parcels	458	2,092,699





Personal	Count	Value
Agricultural	6	4,918
Commercial	72	592,628
Mobile Home	10	8,102
<b>Total Personal</b>	<b>88</b>	<b>605,648</b>
<b>Total Exempt</b>	<b>0</b>	<b>0</b>
<b>TIF Increment Value</b>		
<b>Net Assessed</b>		<b>605,648</b>
<b>Under Protest</b>		

Public Service	Count	Value
<b>Total PS Value</b>	<b>13</b>	<b>797,515</b>
<b>TIF Increment Value</b>		
<b>Net Assessed</b>		<b>797,515</b>
<b>Under Protest</b>		

District Totals	
Total Gross Value	8,026,588
Homestead Loss	326,325
Other Exemption Loss	93,380
<b>TIF Increment Value</b>	
<b>Retained TIF Value</b>	
<b>Net Assessed Value</b>	<b>7,606,883</b>
<b>Under Protest</b>	



Real	Count	Value
Agricultural	1	270
Commercial	38	168,057
Residential	589	1,536,007
<b>Total Real Value</b>	<b>628</b>	<b>1,704,334</b>
Homestead	158	170,705
Veteran	8	37,809
Other	0	0
<b>Total Exempt</b>	<b>182</b>	<b>208,514</b>
<b>TIF Increment Value</b>		
<b>Net Assessed</b>		<b>1,495,820</b>
<b>Under Protest</b>		
Senior Freeze	36	39,846
Capped Parcels	261	629,933

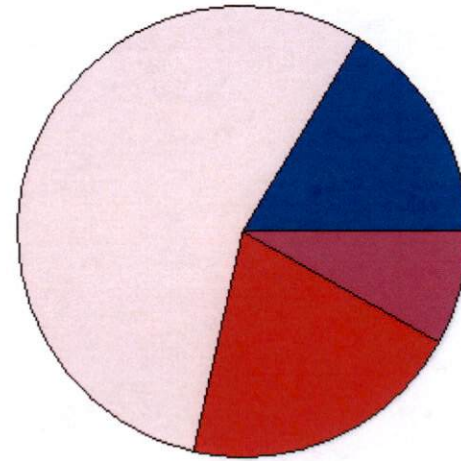


Personal	Count	Value
Agricultural	2	1,228
Commercial	9	28,121
Mobile Home	10	14,856
<b>Total Personal</b>	<b>21</b>	<b>44,205</b>
<b>Total Exempt</b>	<b>0</b>	<b>0</b>
<b>TIF Increment Value</b>		
<b>Net Assessed</b>		<b>44,205</b>
<b>Under Protest</b>		

Public Service	Count	Value
<b>Total PS Value</b>	<b>7</b>	<b>321,192</b>
<b>TIF Increment Value</b>		
<b>Net Assessed</b>		<b>321,192</b>
<b>Under Protest</b>		

District Totals	
Total Gross Value	2,069,731
Homestead Loss	170,705
Other Exemption Loss	37,809
<b>TIF Increment Value</b>	
<b>Retained TIF Value</b>	
<b>Net Assessed Value</b>	<b>1,861,217</b>
<b>Under Protest</b>	

Real	Count	Value
Agricultural	0	0
Commercial	10	198,693
Residential	300	673,195
<b>Total Real Value</b>	<b>310</b>	<b>871,888</b>
Homestead	56	61,037
Veteran	2	18,220
Other	0	0
<b>Total Exempt</b>	<b>64</b>	<b>79,257</b>
<b>TIF Increment Value</b>		
<b>Net Assessed</b>		<b>792,631</b>
<b>Under Protest</b>		
Senior Freeze	9	20,399
Capped Parcels	96	259,320


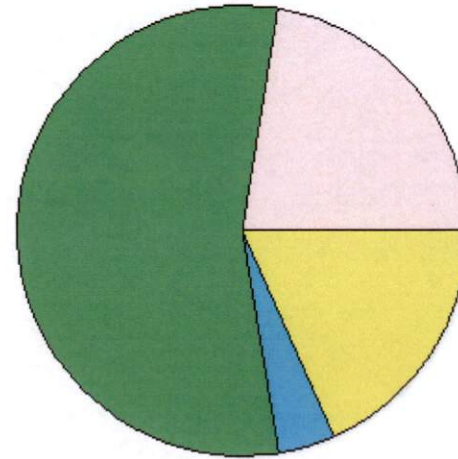


Personal	Count	Value
Agricultural	4	3,560
Commercial	10	240,911
Mobile Home	8	11,500
<b>Total Personal</b>	<b>22</b>	<b>255,971</b>
<b>Total Exempt</b>	<b>0</b>	<b>0</b>
<b>TIF Increment Value</b>		
<b>Net Assessed</b>		<b>255,971</b>
<b>Under Protest</b>		

Public Service	Count	Value
<b>Total PS Value</b>	<b>4</b>	<b>98,378</b>
<b>TIF Increment Value</b>		
<b>Net Assessed</b>		<b>98,378</b>
<b>Under Protest</b>		

District Totals	
Total Gross Value	1,226,237
Homestead Loss	61,037
Other Exemption Loss	18,220
<b>TIF Increment Value</b>	
<b>Retained TIF Value</b>	
<b>Net Assessed Value</b>	<b>1,146,980</b>
<b>Under Protest</b>	

Real	Count	Value
Agricultural	1	83
Commercial	33	490,212
Residential	474	1,204,702
<b>Total Real Value</b>	<b>508</b>	<b>1,694,997</b>
Homestead	124	128,888
Veteran	2	22,365
Other	0	0
<b>Total Exempt</b>	<b>135</b>	<b>151,253</b>
<b>TIF Increment Value</b>		
<b>Net Assessed</b>		<b>1,543,744</b>
<b>Under Protest</b>		
Senior Freeze	25	58,983
Capped Parcels	252	1,041,081


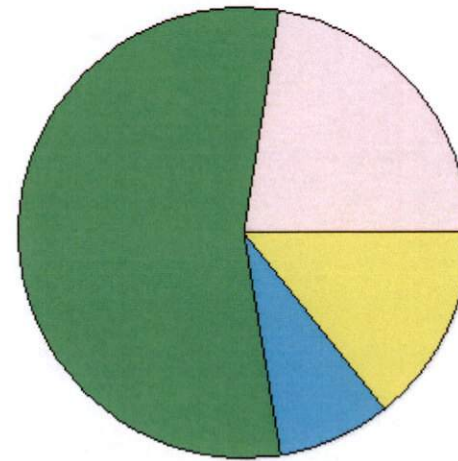


Personal	Count	Value
Agricultural	2	2,019
Commercial	24	68,255
Mobile Home	9	17,563
<b>Total Personal</b>	<b>35</b>	<b>87,837</b>
<b>Total Exempt</b>	<b>1</b>	<b>2,000</b>
<b>TIF Increment Value</b>		
<b>Net Assessed</b>		<b>85,837</b>
<b>Under Protest</b>		

Public Service	Count	Value
<b>Total PS Value</b>	<b>8</b>	<b>408,962</b>
<b>TIF Increment Value</b>		
<b>Net Assessed</b>		<b>408,962</b>
<b>Under Protest</b>		

District Totals	
Total Gross Value	2,191,796
Homestead Loss	128,888
Other Exemption Loss	24,365
<b>TIF Increment Value</b>	
<b>Retained TIF Value</b>	
<b>Net Assessed Value</b>	<b>2,038,543</b>
<b>Under Protest</b>	

Real	Count	Value
Agricultural	5	12,452
Commercial	62	633,790
Residential	654	1,520,092
<b>Total Real Value</b>	<b>721</b>	<b>2,166,334</b>
Homestead	149	163,688
Veteran	8	48,615
Other	0	0
<b>Total Exempt</b>	<b>175</b>	<b>212,303</b>
<b>TIF Increment Value</b>		
<b>Net Assessed</b>		<b>1,954,031</b>
<b>Under Protest</b>		
Senior Freeze	37	84,841
Capped Parcels	350	790,241


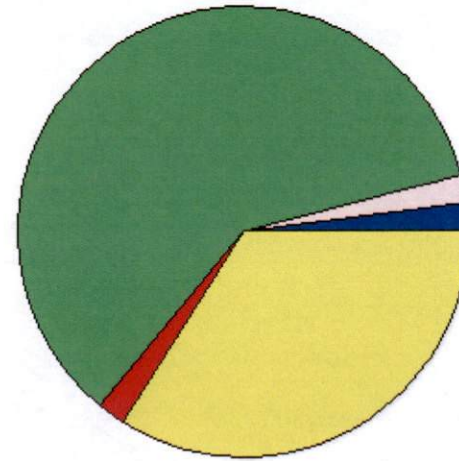


Personal	Count	Value
Agricultural	1	7,555
Commercial	35	224,554
Mobile Home	8	18,520
<b>Total Personal</b>	<b>44</b>	<b>250,629</b>
<b>Total Exempt</b>	<b>1</b>	<b>2,000</b>
<b>TIF Increment Value</b>		
<b>Net Assessed</b>		<b>248,629</b>
<b>Under Protest</b>		

Public Service	Count	Value
<b>Total PS Value</b>	<b>9</b>	<b>425,623</b>
<b>TIF Increment Value</b>		
<b>Net Assessed</b>		<b>425,623</b>
<b>Under Protest</b>		

District Totals	
Total Gross Value	2,842,586
Homestead Loss	163,688
Other Exemption Loss	50,615
<b>TIF Increment Value</b>	
<b>Retained TIF Value</b>	
<b>Net Assessed Value</b>	<b>2,628,283</b>
<b>Under Protest</b>	

Real	Count	Value
Agricultural	3	12,437
Commercial	4	9,220
Residential	141	305,591
<b>Total Real Value</b>	<b>148</b>	<b>327,248</b>
Homestead	35	38,518
Veteran	2	16,847
Other	0	0
<b>Total Exempt</b>	<b>44</b>	<b>55,365</b>
<b>TIF Increment Value</b>		
<b>Net Assessed</b>		<b>271,883</b>
<b>Under Protest</b>		
Senior Freeze	11	32,327
Capped Parcels	86	488,467



Personal	Count	Value
Agricultural	3	1,556
Commercial	2	205
Mobile Home	2	5,879
<b>Total Personal</b>	<b>7</b>	<b>7,640</b>
<b>Total Exempt</b>	<b>0</b>	<b>0</b>
<b>TIF Increment Value</b>		
<b>Net Assessed</b>		<b>7,640</b>
<b>Under Protest</b>		

Public Service	Count	Value
<b>Total PS Value</b>	<b>4</b>	<b>174,616</b>
<b>TIF Increment Value</b>		
<b>Net Assessed</b>		<b>174,616</b>
<b>Under Protest</b>		

District Totals	
Total Gross Value	509,504
Homestead Loss	38,518
Other Exemption Loss	16,847
<b>TIF Increment Value</b>	
<b>Retained TIF Value</b>	
<b>Net Assessed Value</b>	<b>454,139</b>
<b>Under Protest</b>	

Real	Count	Value
Agricultural	0	0
Commercial	15	144,617
Residential	561	1,046,150
<b>Total Real Value</b>	<b>576</b>	<b>1,190,767</b>
Homestead	67	72,718
Veteran	3	22,454
Other	0	0
<b>Total Exempt</b>	<b>76</b>	<b>95,172</b>

**TIF Increment Value**

**Net Assessed** 1,095,595

**Under Protest**

Senior Freeze	12	31,495
Capped Parcels	168	400,698

Personal	Count	Value
Agricultural	1	201
Commercial	10	16,862
Mobile Home	4	3,470
<b>Total Personal</b>	<b>15</b>	<b>20,533</b>
<b>Total Exempt</b>	<b>0</b>	<b>0</b>

**TIF Increment Value**

**Net Assessed** 20,533

**Under Protest**

Public Service	Count	Value
<b>Total PS Value</b>	<b>13</b>	<b>568,391</b>

**TIF Increment Value**

**Net Assessed** 568,391

**Under Protest**

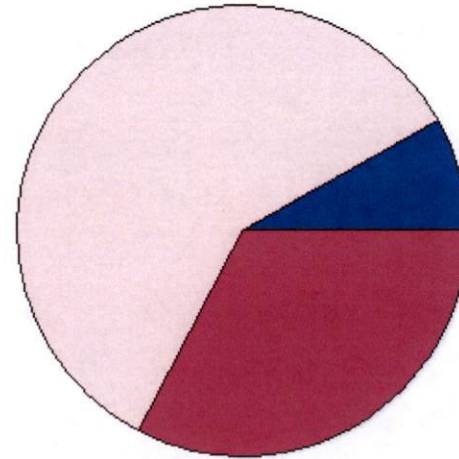
District Totals	
Total Gross Value	1,779,691
Homestead Loss	72,718
Other Exemption Loss	22,454

**TIF Increment Value**


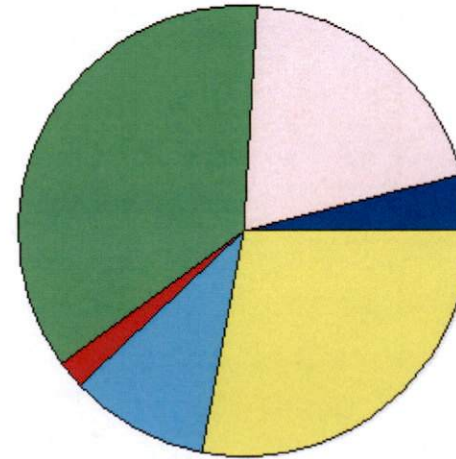
**Retained TIF Value**

**Net Assessed Value** 1,684,519

**Under Protest**



Real	Count	Value
Agricultural	24	138,810
Commercial	39	739,148
Residential	373	1,375,290
<b>Total Real Value</b>	<b>436</b>	<b>2,253,248</b>
Homestead	116	119,894
Veteran	11	84,017
Other	0	0
<b>Total Exempt</b>	<b>132</b>	<b>203,911</b>
<b>TIF Increment Value</b>		
<b>Net Assessed</b>		<b>2,049,337</b>
<b>Under Protest</b>		
Senior Freeze	17	51,546
Capped Parcels	267	1,007,069

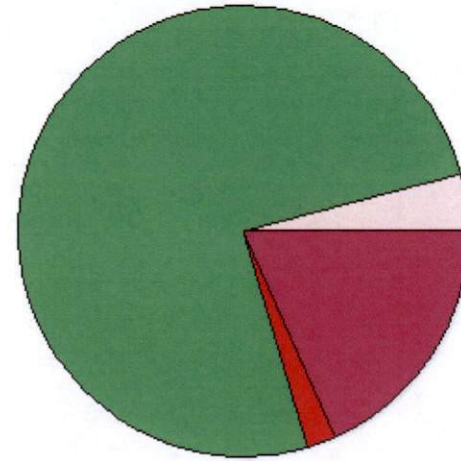


Personal	Count	Value
Agricultural	5	6,783
Commercial	25	350,362
Mobile Home	29	104,842
<b>Total Personal</b>	<b>59</b>	<b>461,987</b>
<b>Total Exempt</b>	<b>0</b>	<b>0</b>
<b>TIF Increment Value</b>		
<b>Net Assessed</b>		<b>461,987</b>
<b>Under Protest</b>		

Public Service	Count	Value
<b>Total PS Value</b>	<b>20</b>	<b>1,092,307</b>
<b>TIF Increment Value</b>		
<b>Net Assessed</b>		<b>1,092,307</b>
<b>Under Protest</b>		

District Totals	
Total Gross Value	3,807,542
Homestead Loss	119,894
Other Exemption Loss	84,017
<b>TIF Increment Value</b>	
<b>Retained TIF Value</b>	
<b>Net Assessed Value</b>	<b>3,603,631</b>
<b>Under Protest</b>	

Real	Count	Value
Agricultural	2	2,774
Commercial	9	30,136
Residential	272	447,940
<b>Total Real Value</b>	<b>283</b>	<b>480,850</b>
Homestead	44	46,571
Veteran	1	2,513
Other	0	0
<b>Total Exempt</b>	<b>48</b>	<b>49,084</b>
<b>TIF Increment Value</b>		
<b>Net Assessed</b>		<b>431,766</b>
<b>Under Protest</b>		
Senior Freeze	9	13,298
Capped Parcels	106	226,688



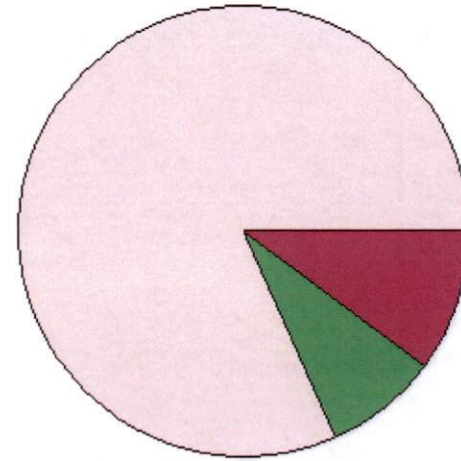
Personal	Count	Value
Agricultural	2	182
Commercial	0	0
Mobile Home	7	16,275
<b>Total Personal</b>	<b>9</b>	<b>16,457</b>
<b>Total Exempt</b>	<b>0</b>	<b>0</b>
<b>TIF Increment Value</b>		
<b>Net Assessed</b>		<b>16,457</b>
<b>Under Protest</b>		

Public Service	Count	Value
<b>Total PS Value</b>	<b>7</b>	<b>105,715</b>
<b>TIF Increment Value</b>		
<b>Net Assessed</b>		<b>105,715</b>
<b>Under Protest</b>		

District Totals	
Total Gross Value	603,022
Homestead Loss	46,571
Other Exemption Loss	2,513
<b>TIF Increment Value</b>	
<b>Retained TIF Value</b>	
<b>Net Assessed Value</b>	<b>553,938</b>
<b>Under Protest</b>	



Real	Count	Value
Agricultural	0	0
Commercial	2	291
Residential	96	71,819
<b>Total Real Value</b>	<b>98</b>	<b>72,110</b>
Homestead	9	8,636
Veteran	0	0
Other	0	0
<b>Total Exempt</b>	<b>9</b>	<b>8,636</b>
<b>TIF Increment Value</b>		
<b>Net Assessed</b>		<b>63,474</b>
<b>Under Protest</b>		
Senior Freeze	1	1,141
Capped Parcels	33	37,854


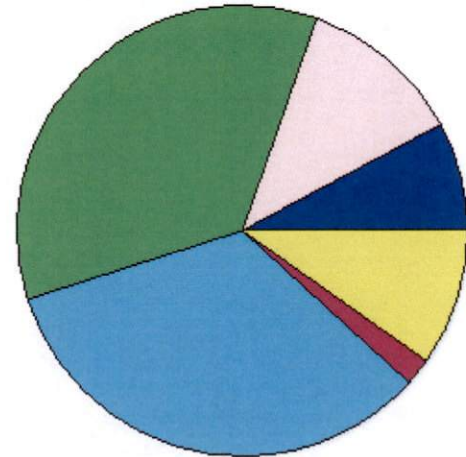


Personal	Count	Value
Agricultural	1	151
Commercial	1	511
Mobile Home	1	7,119
<b>Total Personal</b>	<b>3</b>	<b>7,781</b>
<b>Total Exempt</b>	<b>0</b>	<b>0</b>
<b>TIF Increment Value</b>		
<b>Net Assessed</b>		<b>7,781</b>
<b>Under Protest</b>		

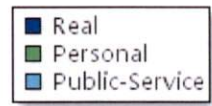
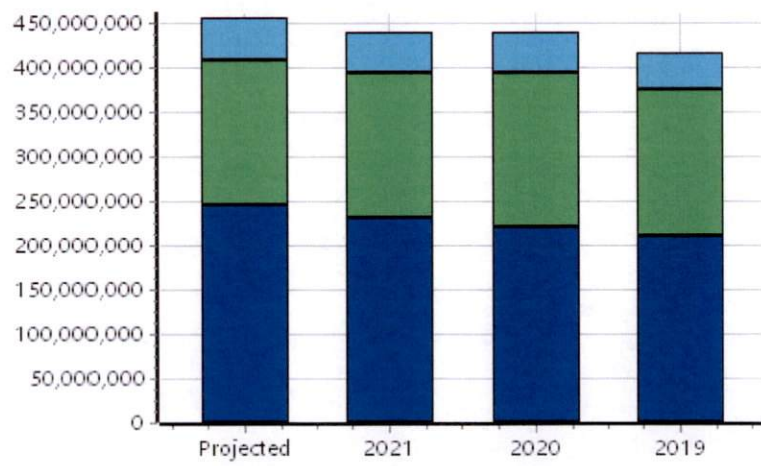
Public Service	Count	Value
<b>Total PS Value</b>	<b>1</b>	<b>9,647</b>
<b>TIF Increment Value</b>		
<b>Net Assessed</b>		<b>9,647</b>
<b>Under Protest</b>		

District Totals	
Total Gross Value	89,538
Homestead Loss	8,636
Other Exemption Loss	0
<b>TIF Increment Value</b>	
<b>Retained TIF Value</b>	
<b>Net Assessed Value</b>	<b>80,902</b>
<b>Under Protest</b>	

Real	Count	Value
Agricultural	9,976	35,021,718
Commercial	1,916	55,628,136
Residential	31,437	171,081,543
<b>Total Real Value</b>	<b>43,329</b>	<b>261,731,397</b>
Homestead	8,685	9,218,545
Veteran	527	5,980,083
Other	0	0
<b>Total Exempt</b>	<b>9,844</b>	<b>15,198,628</b>
<b>TIF Increment Value</b>		<b>10,941,398</b>
<b>Net Assessed</b>		<b>235,591,371</b>
<b>Under Protest</b>	<b>0</b>	<b>0</b>
Senior Freeze	1,953	6,047,432
Capped Parcels	14,091	57,339,324



Personal	Count	Value
Agricultural	2,396	4,860,075
Commercial	1,678	159,301,461
Mobile Home	649	1,678,537
<b>Total Personal</b>	<b>4,723</b>	<b>165,840,073</b>
<b>Total Exempt</b>	<b>17</b>	<b>3,397,244</b>
<b>TIF Increment Value</b>		<b>1,471</b>
<b>Net Assessed</b>		<b>162,441,358</b>
<b>Under Protest</b>	<b>13</b>	<b>-6,284,197</b>

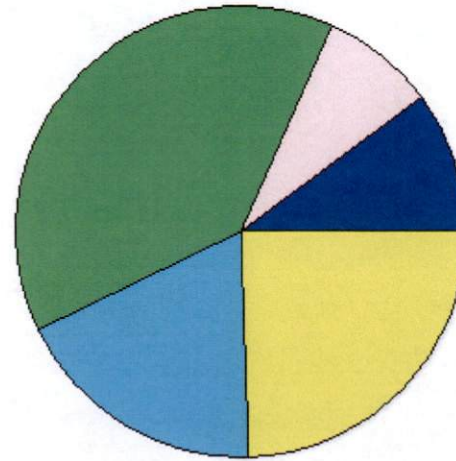


Public Service	Count	Value
<b>Total PS Value</b>	<b>399</b>	<b>47,834,892</b>
<b>TIF Increment Value</b>		<b>0</b>
<b>Net Assessed</b>		<b>47,834,892</b>
<b>Under Protest</b>	<b>0</b>	<b>0</b>

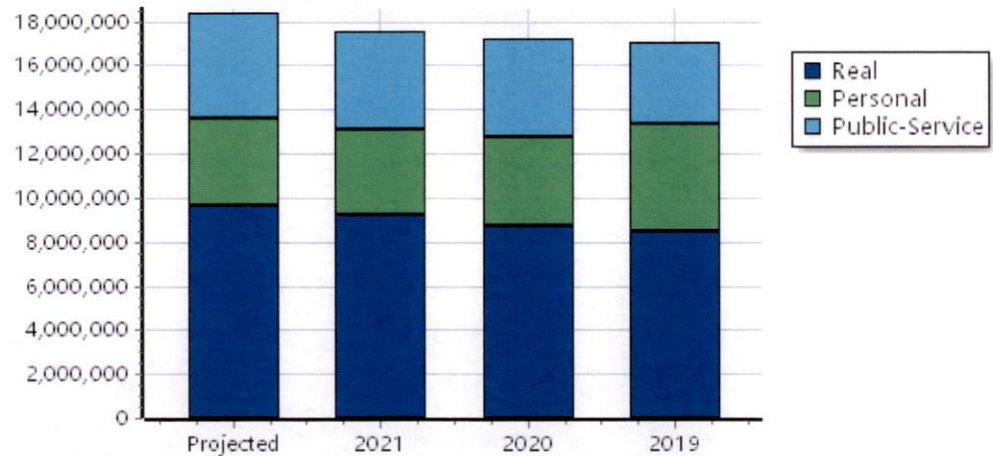
District Totals	
Total Gross Value	475,406,362
Homestead Loss	9,218,545
Other Exemption Loss	9,377,327
<b>TIF Increment Value</b>	<b>10,942,869</b>
<b>Retained TIF Value</b>	
<b>Net Assessed Value</b>	<b>445,867,621</b>
<b>Under Protest</b>	<b>-6,284,197</b>

TIF Project Summary						
Code	Description	Expires	Base Value	Increment Value	Retained Inc	Total Value
1	CarlLndg-C TIF	2041	400,476	10,942,869		11,343,345
<b>Total TIF Valuation :</b>			<b>400,476</b>	<b>10,942,869</b>	<b>0</b>	<b>11,343,345</b>

Real	Count	Value
Agricultural	637	2,091,564
Commercial	138	1,409,441
Residential	1,796	7,237,975
<b>Total Real Value</b>	<b>2,571</b>	<b>10,738,980</b>
Homestead	606	650,282
Veteran	46	392,923
Other	0	0
<b>Total Exempt</b>	<b>699</b>	<b>1,043,205</b>
<b>TIF Increment Value</b>		
<b>Net Assessed</b>		<b>9,695,775</b>
<b>Under Protest</b>	<b>0</b>	<b>0</b>
Senior Freeze	157	481,359
Capped Parcels	1,074	3,281,327




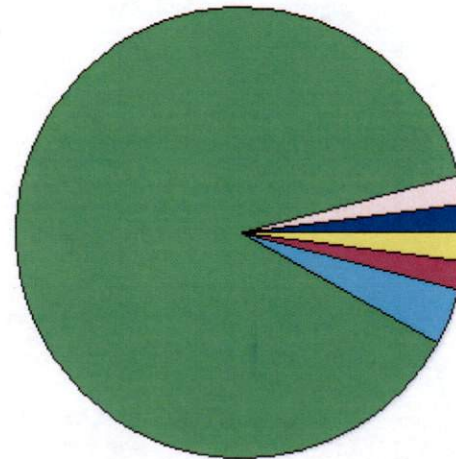
Personal	Count	Value
Agricultural	121	190,663
Commercial	94	3,647,673
Mobile Home	40	97,642
<b>Total Personal</b>	<b>255</b>	<b>3,935,978</b>
<b>Total Exempt</b>	<b>4</b>	<b>6,275</b>
<b>TIF Increment Value</b>		
<b>Net Assessed</b>		<b>3,929,703</b>
<b>Under Protest</b>	<b>2</b>	<b>-756,530</b>



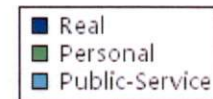
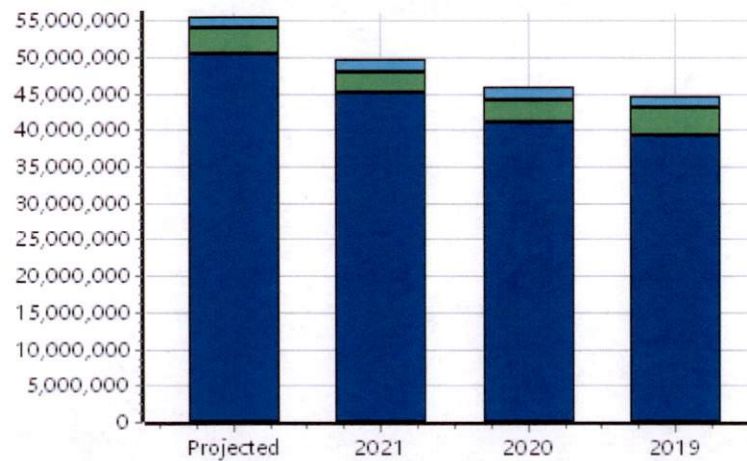
Public Service	Count	Value
<b>Total PS Value</b>	<b>25</b>	<b>4,759,953</b>
<b>TIF Increment Value</b>		
<b>Net Assessed</b>		<b>4,759,953</b>
<b>Under Protest</b>	<b>0</b>	<b>0</b>

<b>District Totals</b>	
Total Gross Value	19,434,911
Homestead Loss	650,282
Other Exemption Loss	399,198
<b>TIF Increment Value</b>	
<b>Retained TIF Value</b>	
<b>Net Assessed Value</b>	<b>18,385,431</b>
<b>Under Protest</b>	<b>-756,530</b>

Real	Count	Value
Agricultural	631	1,425,067
Commercial	158	1,393,068
Residential	10,871	49,578,984
<b>Total Real Value</b>	<b>11,660</b>	<b>52,397,119</b>
Homestead	976	1,032,625
Veteran	76	872,515
Other	0	0
<b>Total Exempt</b>	<b>1,135</b>	<b>1,905,140</b>
<b>TIF Increment Value</b>		<b>10,941,398</b>
<b>Net Assessed</b>		<b>39,550,581</b>
<b>Under Protest</b>		
Senior Freeze	291	697,085
Capped Parcels	2,361	4,416,838



Personal	Count	Value
Agricultural	694	1,521,964
Commercial	93	1,727,626
Mobile Home	89	203,935
<b>Total Personal</b>	<b>876</b>	<b>3,453,525</b>
<b>Total Exempt</b>	<b>1</b>	<b>2,000</b>
<b>TIF Increment Value</b>		<b>1,471</b>
<b>Net Assessed</b>		<b>3,450,054</b>
<b>Under Protest</b>		


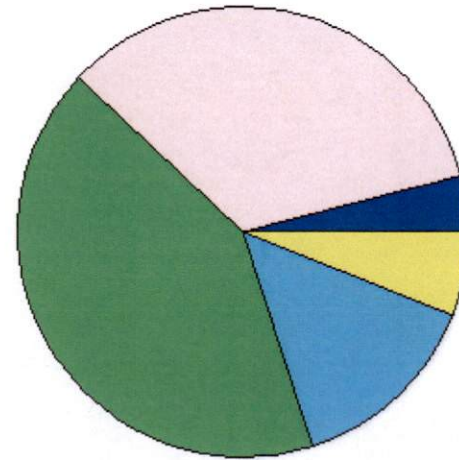


Public Service	Count	Value
<b>Total PS Value</b>	<b>27</b>	<b>1,580,989</b>
<b>TIF Increment Value</b>		<b>0</b>
<b>Net Assessed</b>		<b>1,580,989</b>
<b>Under Protest</b>		

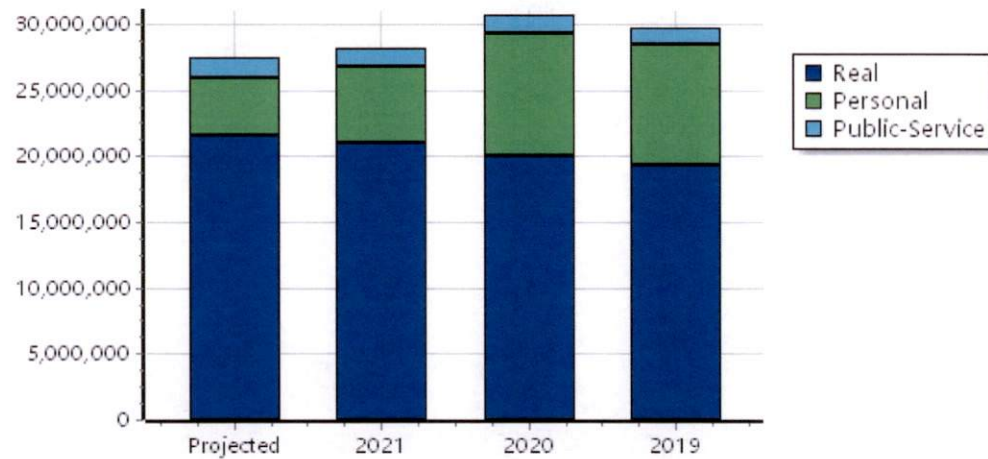
District Totals	
Total Gross Value	57,431,633
Homestead Loss	1,032,625
Other Exemption Loss	874,515
<b>TIF Increment Value</b>	<b>10,942,869</b>
<b>Retained TIF Value</b>	
<b>Net Assessed Value</b>	<b>44,581,624</b>
<b>Under Protest</b>	

TIF Project Summary						
Code	Description	Expires	Base Value	Increment Value	Retained Inc	Total Value
1	CarlLndg-C TIF	2041	400,476	10,942,869		11,343,345
<b>Total TIF Valuation :</b>			<b>400,476</b>	<b>10,942,869</b>	<b>0</b>	<b>11,343,345</b>

Real	Count	Value
Agricultural	148	1,067,758
Commercial	227	9,739,879
Residential	1,530	11,983,764
<b>Total Real Value</b>	<b>1,905</b>	<b>22,791,401</b>
Homestead	591	621,307
Veteran	35	515,633
Other	0	0
<b>Total Exempt</b>	<b>664</b>	<b>1,136,940</b>
<b>TIF Increment Value</b>		
<b>Net Assessed</b>		<b>21,654,461</b>
<b>Under Protest</b>	<b>0</b>	<b>0</b>
Senior Freeze	114	331,178
Capped Parcels	784	4,019,103




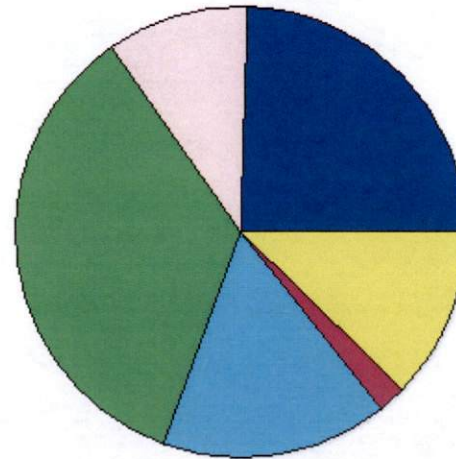
Personal	Count	Value
Agricultural	44	58,440
Commercial	200	4,201,324
Mobile Home	58	68,788
<b>Total Personal</b>	<b>302</b>	<b>4,328,552</b>
<b>Total Exempt</b>	<b>2</b>	<b>3,947</b>
<b>TIF Increment Value</b>		
<b>Net Assessed</b>		<b>4,324,605</b>
<b>Under Protest</b>	<b>1</b>	<b>-42,610</b>



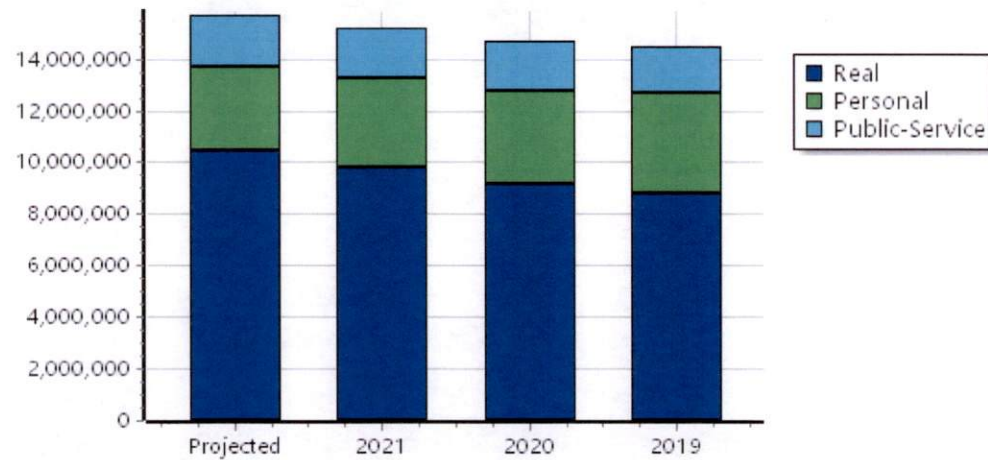
Public Service	Count	Value
<b>Total PS Value</b>	<b>28</b>	<b>1,544,143</b>
<b>TIF Increment Value</b>		
<b>Net Assessed</b>		<b>1,544,143</b>
<b>Under Protest</b>	<b>0</b>	<b>0</b>

<b>District Totals</b>	
Total Gross Value	28,664,096
Homestead Loss	621,307
Other Exemption Loss	519,580
<b>TIF Increment Value</b>	
<b>Retained TIF Value</b>	
<b>Net Assessed Value</b>	<b>27,523,209</b>
<b>Under Protest</b>	<b>-42,610</b>

Real	Count	Value
Agricultural	1,458	4,161,201
Commercial	91	1,726,936
Residential	1,513	5,634,214
<b>Total Real Value</b>	<b>3,062</b>	<b>11,522,351</b>
Homestead	604	647,717
Veteran	44	426,483
Other	0	0
<b>Total Exempt</b>	<b>699</b>	<b>1,074,200</b>
<b>TIF Increment Value</b>		
<b>Net Assessed</b>		<b>10,448,151</b>
<b>Under Protest</b>	<b>0</b>	<b>0</b>
Senior Freeze	119	424,572
Capped Parcels	966	3,154,814



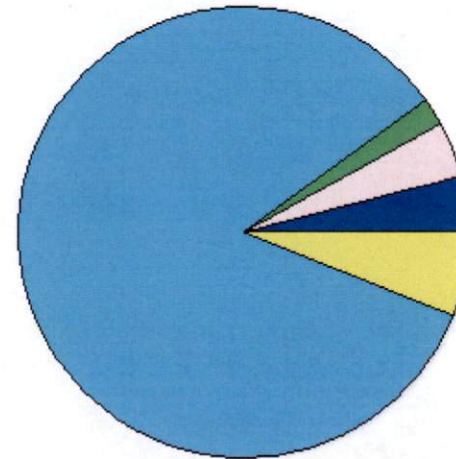
Personal	Count	Value
Agricultural	207	374,943
Commercial	74	2,722,758
Mobile Home	60	138,782
<b>Total Personal</b>	<b>341</b>	<b>3,236,483</b>
<b>Total Exempt</b>	<b>0</b>	<b>0</b>
<b>TIF Increment Value</b>		
<b>Net Assessed</b>		<b>3,236,483</b>
<b>Under Protest</b>	<b>2</b>	<b>-299,788</b>



Public Service	Count	Value
<b>Total PS Value</b>	<b>28</b>	<b>2,008,860</b>
<b>TIF Increment Value</b>		
<b>Net Assessed</b>		<b>2,008,860</b>
<b>Under Protest</b>	<b>0</b>	<b>0</b>

District Totals	
Total Gross Value	16,767,694
Homestead Loss	647,717
Other Exemption Loss	426,483
<b>TIF Increment Value</b>	
<b>Retained TIF Value</b>	
<b>Net Assessed Value</b>	<b>15,693,494</b>
<b>Under Protest</b>	<b>-299,788</b>

Real	Count	Value
Agricultural	661	2,228,769
Commercial	49	1,935,609
Residential	711	1,919,550
<b>Total Real Value</b>	<b>1,421</b>	<b>6,083,928</b>
Homestead	286	302,393
Veteran	9	79,632
Other	0	0
<b>Total Exempt</b>	<b>316</b>	<b>382,025</b>
<b>TIF Increment Value</b>		
<b>Net Assessed</b>		<b>5,701,903</b>
<b>Under Protest</b>	<b>0</b>	<b>0</b>
Senior Freeze	50	104,404
Capped Parcels	461	1,562,824



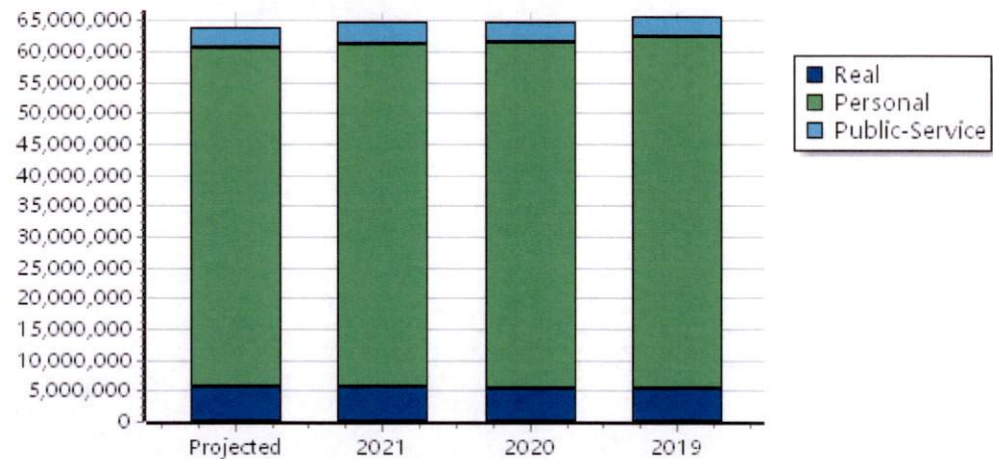
Personal	Count	Value
Agricultural	124	266,515
Commercial	68	54,380,146
Mobile Home	24	103,744
<b>Total Personal</b>	<b>216</b>	<b>54,750,405</b>
<b>Total Exempt</b>	<b>1</b>	<b>2,000</b>

<b>TIF Increment Value</b>		
<b>Net Assessed</b>		<b>54,748,405</b>
<b>Under Protest</b>	<b>1</b>	<b>-121,522</b>


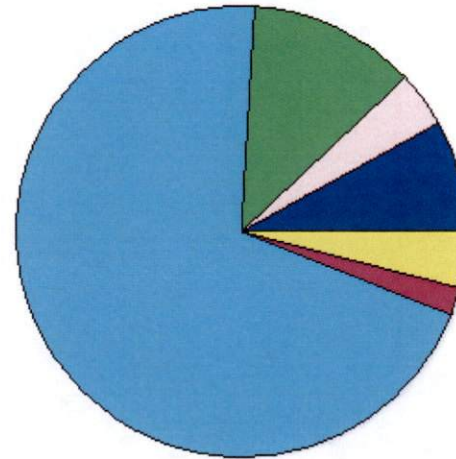
Public Service	Count	Value
<b>Total PS Value</b>	<b>28</b>	<b>3,409,670</b>

<b>TIF Increment Value</b>		
<b>Net Assessed</b>		<b>3,409,670</b>
<b>Under Protest</b>	<b>0</b>	<b>0</b>

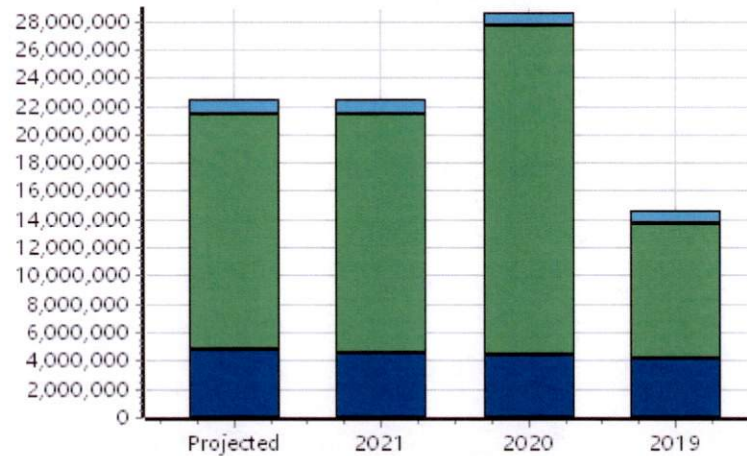
District Totals	
Total Gross Value	64,244,003
Homestead Loss	302,393
Other Exemption Loss	81,632
<b>TIF Increment Value</b>	
<b>Retained TIF Value</b>	
<b>Net Assessed Value</b>	<b>63,859,978</b>
<b>Under Protest</b>	<b>-121,522</b>



Real	Count	Value
Agricultural	805	1,867,376
Commercial	72	786,337
Residential	909	2,645,692
<b>Total Real Value</b>	<b>1,786</b>	<b>5,299,405</b>
Homestead	297	316,829
Veteran	16	132,044
Other	0	0
<b>Total Exempt</b>	<b>337</b>	<b>448,873</b>
<b>TIF Increment Value</b>		
<b>Net Assessed</b>		<b>4,850,532</b>
<b>Under Protest</b>	<b>0</b>	<b>0</b>
Senior Freeze	60	183,650
Capped Parcels	578	1,353,944



Personal	Count	Value
Agricultural	116	287,307
Commercial	76	16,206,179
Mobile Home	35	113,863
<b>Total Personal</b>	<b>227</b>	<b>16,607,349</b>
<b>Total Exempt</b>	<b>1</b>	<b>2,000</b>
<b>TIF Increment Value</b>		
<b>Net Assessed</b>		<b>16,605,349</b>
<b>Under Protest</b>	<b>2</b>	<b>-2,878,467</b>


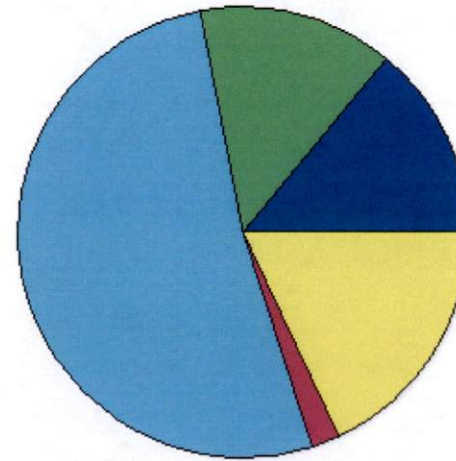


Public Service	Count	Value
<b>Total PS Value</b>	<b>21</b>	<b>1,022,251</b>
<b>TIF Increment Value</b>		
<b>Net Assessed</b>		<b>1,022,251</b>
<b>Under Protest</b>	<b>0</b>	<b>0</b>

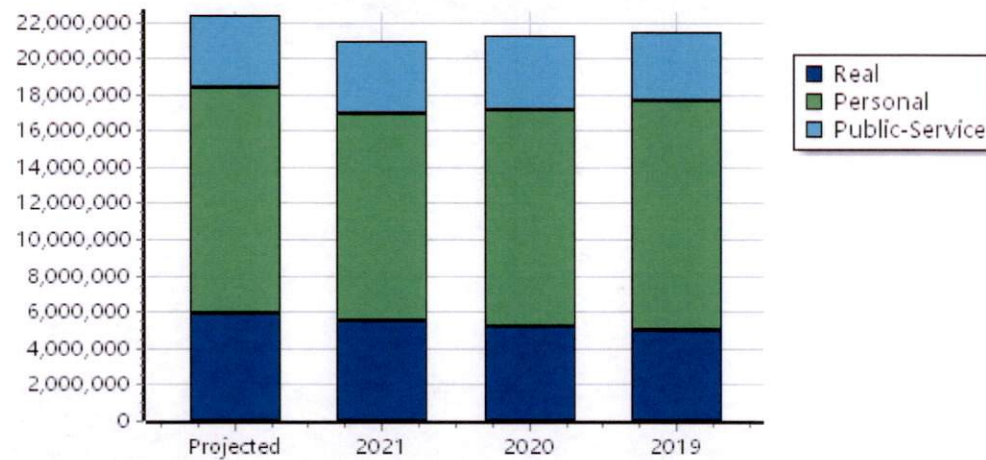
District Totals	
Total Gross Value	22,929,005
Homestead Loss	316,829
Other Exemption Loss	134,044
<b>TIF Increment Value</b>	
<b>Retained TIF Value</b>	
<b>Net Assessed Value</b>	<b>22,478,132</b>
<b>Under Protest</b>	<b>-2,878,467</b>



Real	Count	Value
Agricultural	1,125	3,425,936
Commercial	16	62,186
Residential	1,562	3,195,148
<b>Total Real Value</b>	<b>2,703</b>	<b>6,683,270</b>
Homestead	397	415,558
Veteran	31	321,820
Other	0	0
<b>Total Exempt</b>	<b>453</b>	<b>737,378</b>
<b>TIF Increment Value</b>		
<b>Net Assessed</b>		<b>5,945,892</b>
<b>Under Protest</b>		
Senior Freeze	79	212,742
Capped Parcels	600	1,701,668




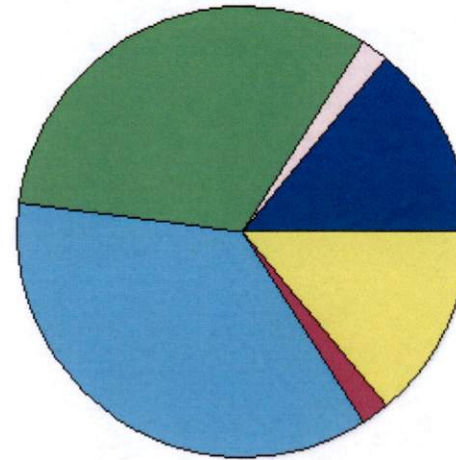
Personal	Count	Value
Agricultural	198	329,843
Commercial	49	12,000,431
Mobile Home	48	145,226
<b>Total Personal</b>	<b>295</b>	<b>12,475,500</b>
<b>Total Exempt</b>	<b>0</b>	<b>0</b>
<b>TIF Increment Value</b>		
<b>Net Assessed</b>		<b>12,475,500</b>
<b>Under Protest</b>		



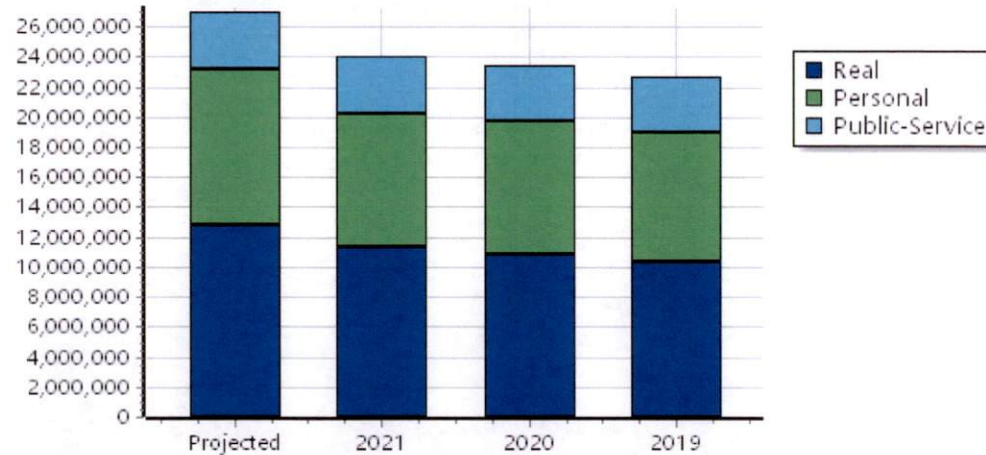
Public Service	Count	Value
<b>Total PS Value</b>	<b>17</b>	<b>3,936,342</b>
<b>TIF Increment Value</b>		
<b>Net Assessed</b>		<b>3,936,342</b>
<b>Under Protest</b>		

District Totals	
Total Gross Value	23,095,112
Homestead Loss	415,558
Other Exemption Loss	321,820
<b>TIF Increment Value</b>	
<b>Retained TIF Value</b>	
<b>Net Assessed Value</b>	<b>22,357,734</b>
<b>Under Protest</b>	

Real	Count	Value
Agricultural	1,026	4,183,088
Commercial	31	520,720
Residential	2,603	9,015,015
<b>Total Real Value</b>	<b>3,660</b>	<b>13,718,823</b>
Homestead	649	671,835
Veteran	29	281,731
Other	0	0
<b>Total Exempt</b>	<b>711</b>	<b>953,566</b>
<b>TIF Increment Value</b>		
<b>Net Assessed</b>		<b>12,765,257</b>
<b>Under Protest</b>	<b>0</b>	<b>0</b>
Senior Freeze	141	480,751
Capped Parcels	1,005	2,665,256


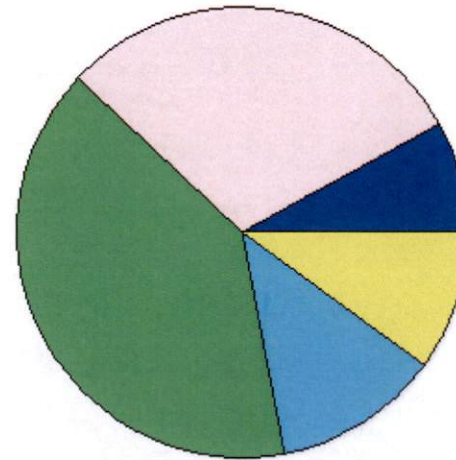


Personal	Count	Value
Agricultural	216	378,601
Commercial	64	9,866,221
Mobile Home	50	123,194
<b>Total Personal</b>	<b>330</b>	<b>10,368,016</b>
<b>Total Exempt</b>	<b>3</b>	<b>5,776</b>
<b>TIF Increment Value</b>		
<b>Net Assessed</b>		<b>10,362,240</b>
<b>Under Protest</b>	<b>2</b>	<b>-1,532,838</b>
<b>Public Service</b>		
<b>Total PS Value</b>	<b>35</b>	<b>3,881,940</b>
<b>TIF Increment Value</b>		
<b>Net Assessed</b>		<b>3,881,940</b>
<b>Under Protest</b>	<b>0</b>	<b>0</b>

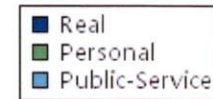
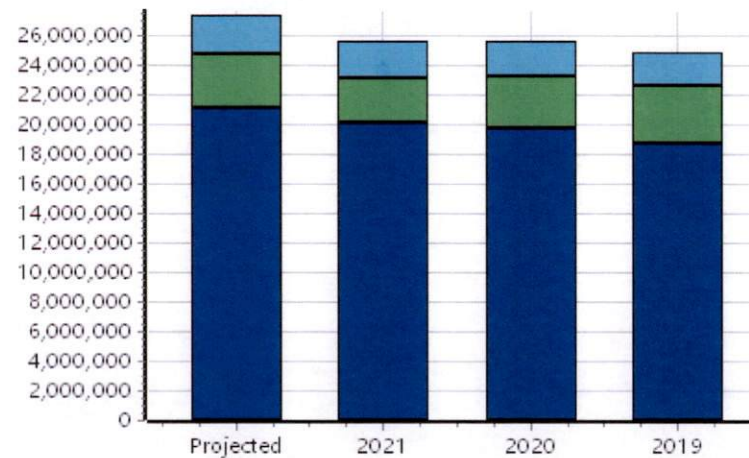


<b>District Totals</b>	
Total Gross Value	27,968,779
Homestead Loss	671,835
Other Exemption Loss	287,507
<b>TIF Increment Value</b>	
<b>Retained TIF Value</b>	
<b>Net Assessed Value</b>	<b>27,009,437</b>
<b>Under Protest</b>	<b>-1,532,838</b>

Real	Count	Value
Agricultural	229	2,008,714
Commercial	158	8,617,469
Residential	712	11,341,365
<b>Total Real Value</b>	<b>1,099</b>	<b>21,967,548</b>
Homestead	427	435,585
Veteran	16	354,405
Other	0	0
<b>Total Exempt</b>	<b>452</b>	<b>789,990</b>
<b>TIF Increment Value</b>		
<b>Net Assessed</b>		<b>21,177,558</b>
<b>Under Protest</b>		
Senior Freeze	61	300,263
Capped Parcels	457	6,833,647



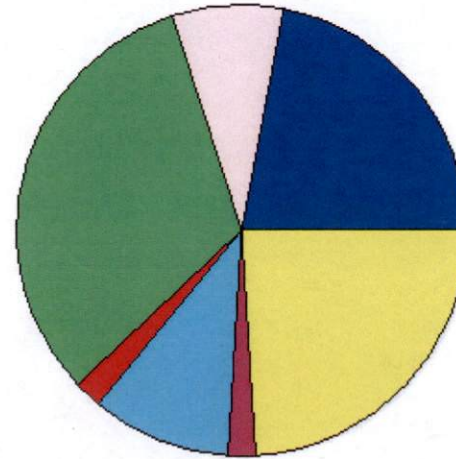
Personal	Count	Value
Agricultural	71	151,410
Commercial	139	3,410,193
Mobile Home	33	82,375
<b>Total Personal</b>	<b>243</b>	<b>3,643,978</b>
<b>Total Exempt</b>	<b>0</b>	<b>0</b>
<b>TIF Increment Value</b>		
<b>Net Assessed</b>		<b>3,643,978</b>
<b>Under Protest</b>		



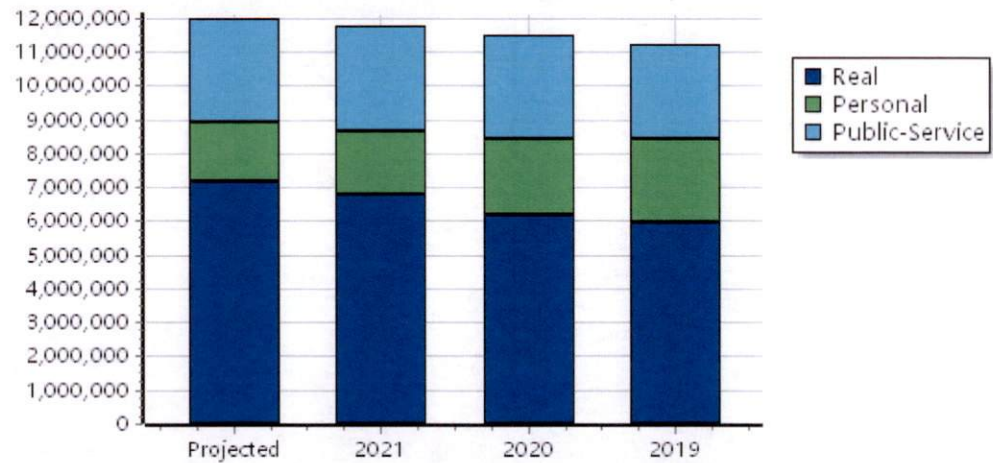
Public Service	Count	Value
<b>Total PS Value</b>	<b>27</b>	<b>2,590,669</b>
<b>TIF Increment Value</b>		
<b>Net Assessed</b>		<b>2,590,669</b>
<b>Under Protest</b>		

<b>District Totals</b>	
Total Gross Value	28,202,195
Homestead Loss	435,585
Other Exemption Loss	354,405
<b>TIF Increment Value</b>	
<b>Retained TIF Value</b>	
<b>Net Assessed Value</b>	<b>27,412,205</b>
<b>Under Protest</b>	

Real	Count	Value
Agricultural	540	2,660,213
Commercial	45	981,103
Residential	576	4,061,267
<b>Total Real Value</b>	<b>1,161</b>	<b>7,702,583</b>
Homestead	332	347,620
Veteran	20	199,755
Other	0	0
<b>Total Exempt</b>	<b>369</b>	<b>547,375</b>
<b>TIF Increment Value</b>		
<b>Net Assessed</b>		<b>7,155,208</b>
<b>Under Protest</b>	<b>0</b>	<b>0</b>
Senior Freeze	58	268,479
Capped Parcels	549	2,599,624




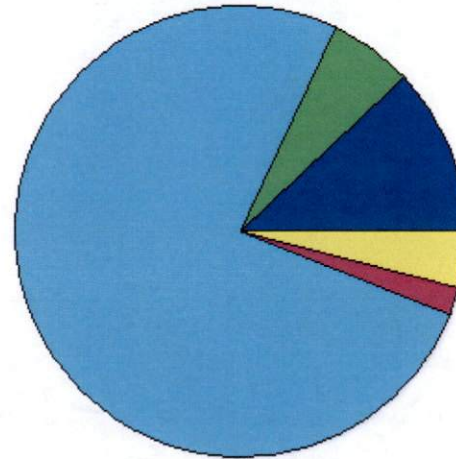
Personal	Count	Value
Agricultural	121	258,791
Commercial	55	1,301,347
Mobile Home	53	193,994
<b>Total Personal</b>	<b>229</b>	<b>1,754,132</b>
<b>Total Exempt</b>	<b>1</b>	<b>945</b>
<b>TIF Increment Value</b>		
<b>Net Assessed</b>		<b>1,753,187</b>
<b>Under Protest</b>	<b>1</b>	<b>-31,999</b>



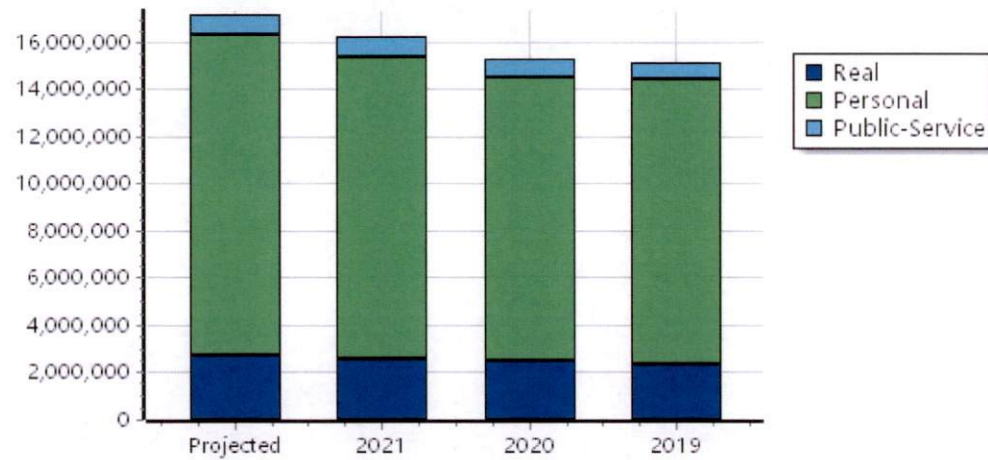
Public Service	Count	Value
<b>Total PS Value</b>	<b>36</b>	<b>3,089,203</b>
<b>TIF Increment Value</b>		
<b>Net Assessed</b>		<b>3,089,203</b>
<b>Under Protest</b>	<b>0</b>	<b>0</b>

<b>District Totals</b>	
Total Gross Value	12,545,918
Homestead Loss	347,620
Other Exemption Loss	200,700
<b>TIF Increment Value</b>	
<b>Retained TIF Value</b>	
<b>Net Assessed Value</b>	<b>11,997,598</b>
<b>Under Protest</b>	<b>-31,999</b>

Real	Count	Value
Agricultural	545	2,085,760
Commercial	3	15,511
Residential	140	911,907
<b>Total Real Value</b>	<b>688</b>	<b>3,013,178</b>
Homestead	154	162,858
Veteran	10	68,664
Other	0	0
<b>Total Exempt</b>	<b>175</b>	<b>231,522</b>
<b>TIF Increment Value</b>		
<b>Net Assessed</b>		<b>2,781,656</b>
<b>Under Protest</b>		
Senior Freeze	34	127,505
Capped Parcels	231	800,225




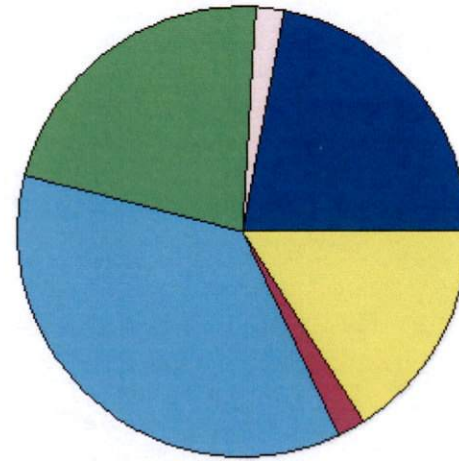
Personal	Count	Value
Agricultural	88	255,246
Commercial	30	13,224,466
Mobile Home	12	52,187
<b>Total Personal</b>	<b>130</b>	<b>13,531,899</b>
<b>Total Exempt</b>	<b>0</b>	<b>0</b>
<b>TIF Increment Value</b>		
<b>Net Assessed</b>		<b>13,531,899</b>
<b>Under Protest</b>		



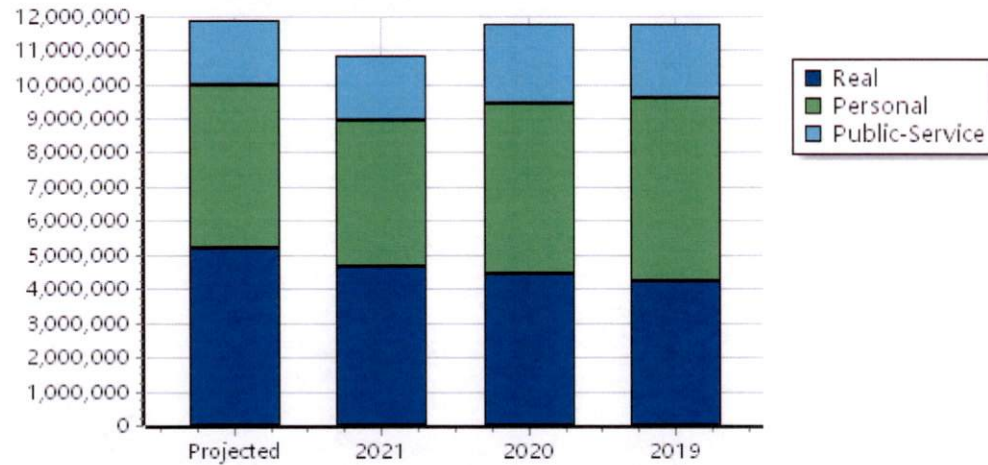
Public Service	Count	Value
<b>Total PS Value</b>	<b>13</b>	<b>853,694</b>
<b>TIF Increment Value</b>		
<b>Net Assessed</b>		<b>853,694</b>
<b>Under Protest</b>		

District Totals	
Total Gross Value	17,398,771
Homestead Loss	162,858
Other Exemption Loss	68,664
<b>TIF Increment Value</b>	
<b>Retained TIF Value</b>	
<b>Net Assessed Value</b>	<b>17,167,249</b>
<b>Under Protest</b>	

Real	Count	Value
Agricultural	515	2,810,157
Commercial	8	299,701
Residential	345	2,596,886
<b>Total Real Value</b>	<b>868</b>	<b>5,706,744</b>
Homestead	251	263,180
Veteran	17	220,869
Other	0	0
<b>Total Exempt</b>	<b>281</b>	<b>484,049</b>
<b>TIF Increment Value</b>		
<b>Net Assessed</b>		<b>5,222,695</b>
<b>Under Protest</b>		
Senior Freeze	51	260,085
Capped Parcels	367	2,070,397




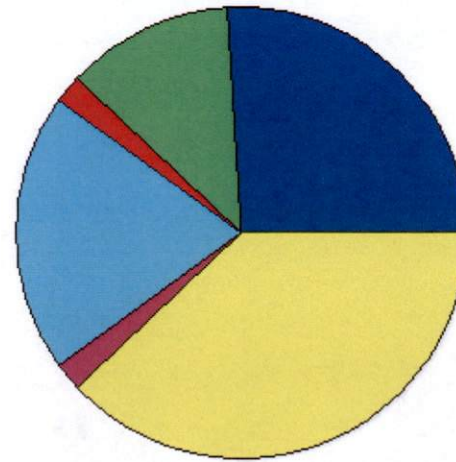
Personal	Count	Value
Agricultural	127	243,946
Commercial	30	4,423,479
Mobile Home	27	98,414
<b>Total Personal</b>	<b>184</b>	<b>4,765,839</b>
<b>Total Exempt</b>	<b>1</b>	<b>2,000</b>
<b>TIF Increment Value</b>		
<b>Net Assessed</b>		<b>4,763,839</b>
<b>Under Protest</b>		



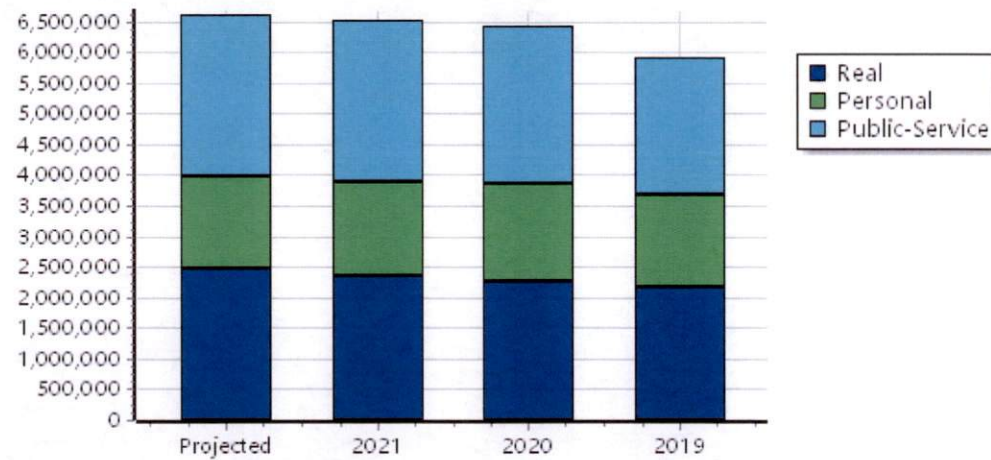
Public Service	Count	Value
<b>Total PS Value</b>	<b>16</b>	<b>1,886,504</b>
<b>TIF Increment Value</b>		
<b>Net Assessed</b>		<b>1,886,504</b>
<b>Under Protest</b>		

<b>District Totals</b>	
Total Gross Value	12,359,087
Homestead Loss	263,180
Other Exemption Loss	222,869
<b>TIF Increment Value</b>	
<b>Retained TIF Value</b>	
<b>Net Assessed Value</b>	<b>11,873,038</b>
<b>Under Protest</b>	

Real	Count	Value
Agricultural	823	1,767,189
Commercial	11	37,312
Residential	462	877,102
<b>Total Real Value</b>	<b>1,296</b>	<b>2,681,603</b>
Homestead	162	169,331
Veteran	6	50,331
Other	0	0
<b>Total Exempt</b>	<b>177</b>	<b>219,662</b>
<b>TIF Increment Value</b>		
<b>Net Assessed</b>		<b>2,461,941</b>
<b>Under Protest</b>	<b>0</b>	<b>0</b>
Senior Freeze	36	69,763
Capped Parcels	281	524,624



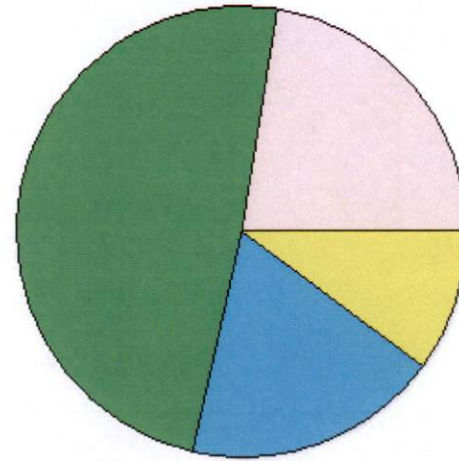
Personal	Count	Value
Agricultural	85	138,805
Commercial	17	1,317,731
Mobile Home	30	69,212
<b>Total Personal</b>	<b>132</b>	<b>1,525,748</b>
<b>Total Exempt</b>	<b>0</b>	<b>0</b>
<b>TIF Increment Value</b>		
<b>Net Assessed</b>		<b>1,525,748</b>
<b>Under Protest</b>	<b>1</b>	<b>-544,498</b>



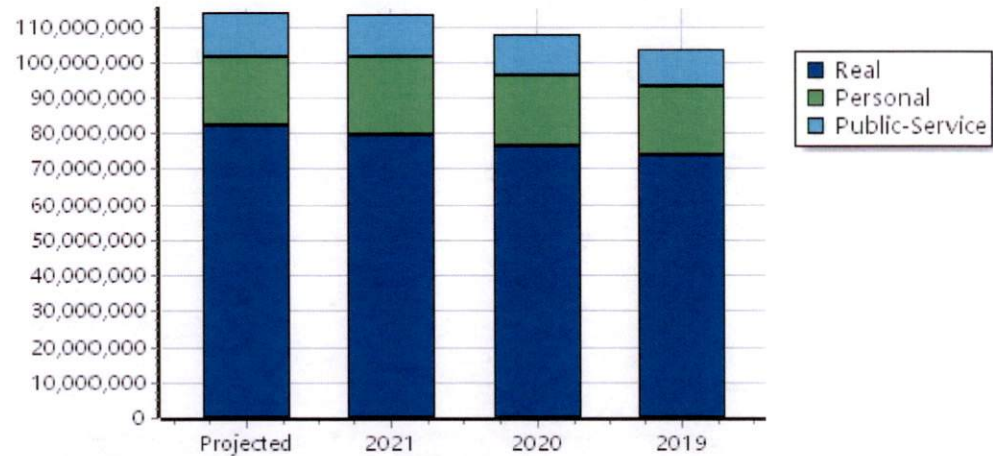
Public Service	Count	Value
<b>Total PS Value</b>	<b>24</b>	<b>2,620,088</b>
<b>TIF Increment Value</b>		
<b>Net Assessed</b>		<b>2,620,088</b>
<b>Under Protest</b>	<b>0</b>	<b>0</b>

District Totals	
Total Gross Value	6,827,439
Homestead Loss	169,331
Other Exemption Loss	50,331
<b>TIF Increment Value</b>	
<b>Retained TIF Value</b>	
<b>Net Assessed Value</b>	<b>6,607,777</b>
<b>Under Protest</b>	<b>-544,498</b>

Real	Count	Value
Agricultural	236	980,170
Commercial	897	27,950,050
Residential	7,304	57,825,226
<b>Total Real Value</b>	<b>8,437</b>	<b>86,755,446</b>
Homestead	2,698	2,911,576
Veteran	151	1,823,140
Other	0	0
<b>Total Exempt</b>	<b>3,081</b>	<b>4,734,716</b>
<b>TIF Increment Value</b>		
<b>Net Assessed</b>		<b>82,020,730</b>
<b>Under Protest</b>	<b>0</b>	<b>0</b>
Senior Freeze	650	1,882,372
Capped Parcels	3,963	21,044,745



Personal	Count	Value
Agricultural	59	137,719
Commercial	644	22,515,276
Mobile Home	60	91,177
<b>Total Personal</b>	<b>763</b>	<b>22,744,172</b>
<b>Total Exempt</b>	<b>3</b>	<b>3,372,301</b>
<b>TIF Increment Value</b>		
<b>Net Assessed</b>		<b>19,371,871</b>
<b>Under Protest</b>	<b>1</b>	<b>-75,945</b>


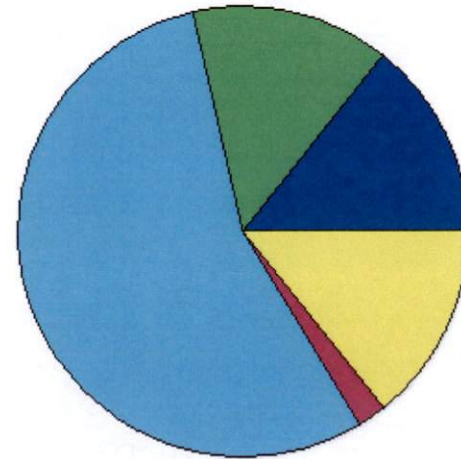


Public Service	Count	Value
<b>Total PS Value</b>	<b>53</b>	<b>12,576,410</b>
<b>TIF Increment Value</b>		
<b>Net Assessed</b>		<b>12,576,410</b>
<b>Under Protest</b>	<b>0</b>	<b>0</b>

<b>District Totals</b>	
Total Gross Value	122,076,028
Homestead Loss	2,911,576
Other Exemption Loss	5,195,441
<b>TIF Increment Value</b>	
<b>Retained TIF Value</b>	
<b>Net Assessed Value</b>	<b>113,969,011</b>
<b>Under Protest</b>	<b>-75,945</b>



Real	Count	Value
Agricultural	555	2,216,532
Commercial	12	152,814
Residential	391	2,216,094
<b>Total Real Value</b>	<b>958</b>	<b>4,585,440</b>
Homestead	247	261,552
Veteran	20	236,593
Other	0	0
<b>Total Exempt</b>	<b>284</b>	<b>498,145</b>



**TIF Increment Value**

**Net Assessed 4,087,295**

**Under Protest**

Senior Freeze	50	220,232
Capped Parcels	410	1,308,560

Personal	Count	Value
Agricultural	120	262,087
Commercial	44	8,356,320
Mobile Home	29	94,354
<b>Total Personal</b>	<b>193</b>	<b>8,712,761</b>
<b>Total Exempt</b>	<b>0</b>	<b>0</b>

**TIF Increment Value**

**Net Assessed 8,712,761**

**Under Protest**

Public Service	Count	Value
<b>Total PS Value</b>	<b>20</b>	<b>2,061,955</b>

**TIF Increment Value**

**Net Assessed 2,061,955**

**Under Protest**

**District Totals**

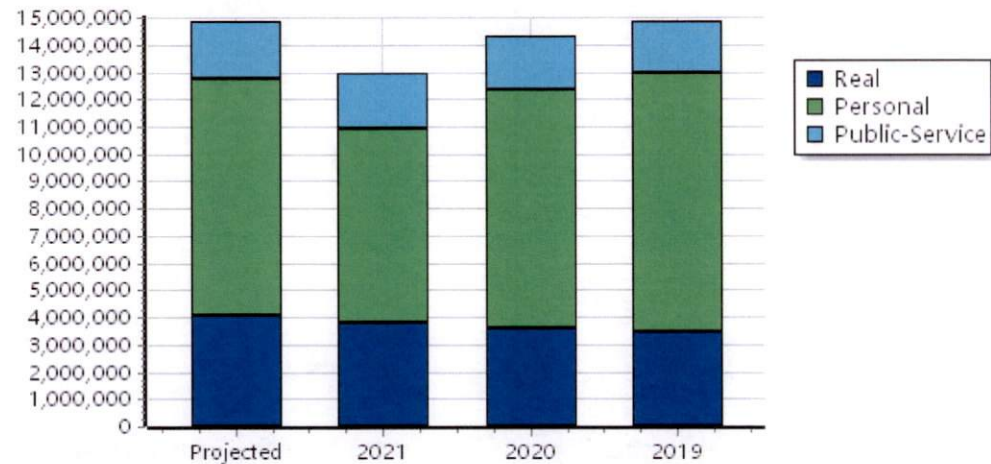
Total Gross Value	15,360,156
Homestead Loss	261,552
Other Exemption Loss	236,593

**TIF Increment Value**

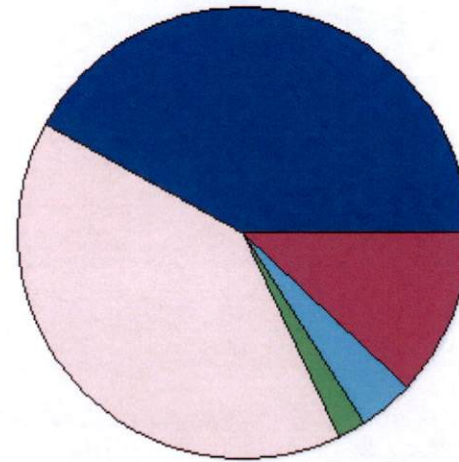
**Retained TIF Value**

**Net Assessed Value 14,862,011**

**Under Protest**



Real	Count	Value
Agricultural	42	42,224
Commercial	0	0
Residential	12	41,354
<b>Total Real Value</b>	<b>54</b>	<b>83,578</b>
Homestead	8	8,297
Veteran	1	3,545
Other	0	0
<b>Total Exempt</b>	<b>11</b>	<b>11,842</b>



**TIF Increment Value**

**Net Assessed 71,736**

**Under Protest**

Senior Freeze	2	2,992
Capped Parcels	4	1,728

Personal	Count	Value
Agricultural	5	3,795
Commercial	1	291
Mobile Home	1	1,650
<b>Total Personal</b>	<b>7</b>	<b>5,736</b>
<b>Total Exempt</b>	<b>0</b>	<b>0</b>

**TIF Increment Value**

**Net Assessed 5,736**

**Under Protest**

Public Service	Count	Value
<b>Total PS Value</b>	<b>1</b>	<b>12,221</b>

**TIF Increment Value**

**Net Assessed 12,221**

**Under Protest**

**District Totals**

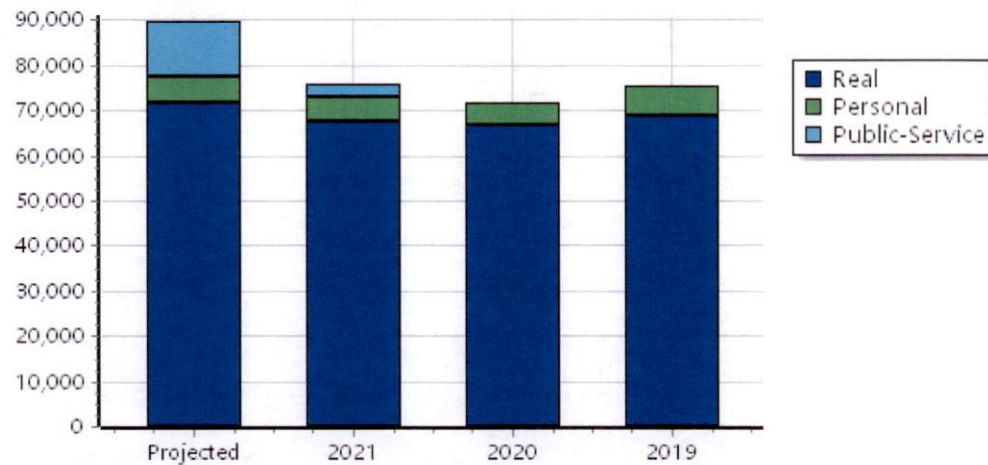
Total Gross Value	101,535
Homestead Loss	8,297
Other Exemption Loss	3,545

**TIF Increment Value**

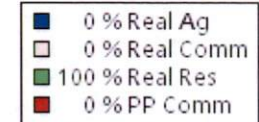

**Retained TIF Value**

**Net Assessed Value 89,693**

**Under Protest**



Real	Count	Value
Agricultural	15	2,141
Commercial	4	91,853
Residential	394	11,327,930
<b>Total Real Value</b>	<b>413</b>	<b>11,421,924</b>
Homestead	8	8,000
Veteran	1	72,050
Other	0	0
<b>Total Exempt</b>	<b>9</b>	<b>80,050</b>
<b>TIF Base/Retained Value</b>		<b>400,476</b>
<b>Net Assessed</b>		<b>10,941,398</b>
<b>Under Protest</b>		
Senior Freeze	0	0
Capped Parcels	44	356,499



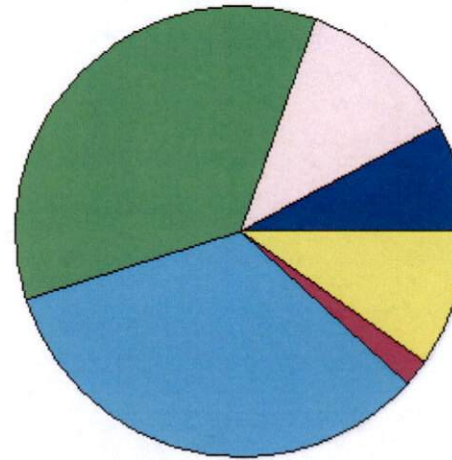
Personal	Count	Value
Agricultural	0	0
Commercial	1	1,471
Mobile Home	0	0
<b>Total Personal</b>	<b>1</b>	<b>1,471</b>
<b>Total Exempt</b>	<b>0</b>	<b>0</b>
<b>TIF Base/Retained Value</b>		<b>0</b>
<b>Net Assessed</b>		<b>1,471</b>
<b>Under Protest</b>		

Public Service	Count	Value
<b>Total PS Value</b>	<b>0</b>	<b>0</b>
<b>TIF Base/Retained Value</b>		
<b>Net Assessed</b>		<b>0</b>
<b>Under Protest</b>		

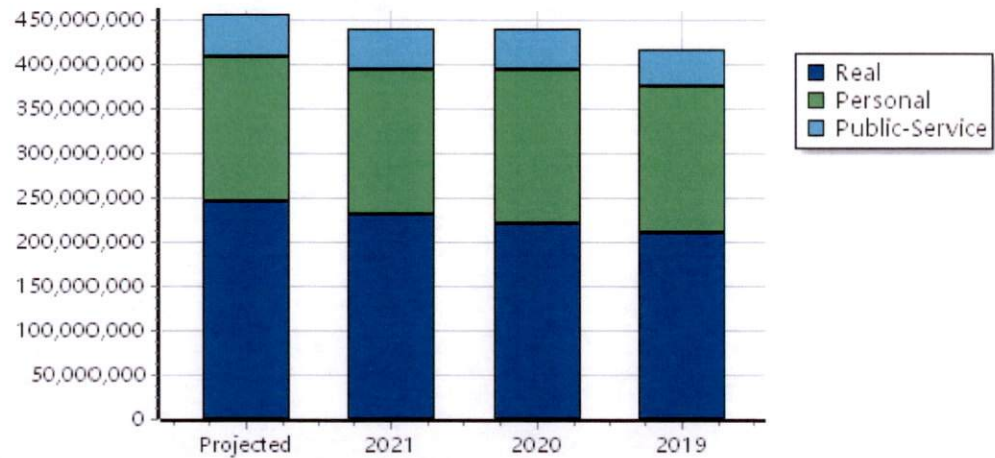
District Totals	
Total Gross Value	11,423,395
Homestead Loss	8,000
Other Exemption Loss	72,050
<b>TIF Base Value</b>	<b>400,476</b>
<b>Base Retained Value</b>	
<b>Net Assessed Value</b>	<b>10,942,869</b>
<b>Under Protest</b>	

TIF Project Summary						
Code	Description	Expires	Base Value	Increment Value	Retained Inc	Total Value
1	CarlLndg-C TIF	2041	400,476	10,942,869		11,343,345
<b>Total TIF Valuation :</b>			<b>400,476</b>	<b>10,942,869</b>	<b>0</b>	<b>11,343,345</b>

Real	Count	Value
Agricultural	9,976	35,021,718
Commercial	1,916	55,628,136
Residential	31,437	171,081,543
<b>Total Real Value</b>	<b>43,329</b>	<b>261,731,397</b>
Homestead	8,685	9,218,545
Veteran	527	5,980,083
Other	0	0
<b>Total Exempt</b>	<b>9,844</b>	<b>15,198,628</b>
<b>TIF Increment Value</b>		<b>10,941,398</b>
<b>Net Assessed</b>		<b>235,591,371</b>
<b>Under Protest</b>	<b>0</b>	<b>0</b>
Senior Freeze	1,953	6,047,432
Capped Parcels	14,091	57,339,324



Personal	Count	Value
Agricultural	2,396	4,860,075
Commercial	1,678	159,301,461
Mobile Home	649	1,678,537
<b>Total Personal</b>	<b>4,723</b>	<b>165,840,073</b>
<b>Total Exempt</b>	<b>17</b>	<b>3,397,244</b>
<b>TIF Increment Value</b>		<b>1,471</b>
<b>Net Assessed</b>		<b>162,441,358</b>
<b>Under Protest</b>	<b>13</b>	<b>-6,284,197</b>



Public Service	Count	Value
<b>Total PS Value</b>	<b>399</b>	<b>47,834,892</b>
<b>TIF Increment Value</b>		<b>0</b>
<b>Net Assessed</b>		<b>47,834,892</b>
<b>Under Protest</b>	<b>0</b>	<b>0</b>

District Totals	
Total Gross Value	475,406,362
Homestead Loss	9,218,545
Other Exemption Loss	9,377,327
<b>TIF Increment Value</b>	<b>10,942,869</b>
<b>Retained TIF Value</b>	
<b>Net Assessed Value</b>	<b>445,867,621</b>
<b>Under Protest</b>	<b>-6,284,197</b>

TIF Project Summary						
Code	Description	Expires	Base Value	Increment Value	Retained Inc	Total Value
1	CarlLndg-C TIF	2041	400,476	10,942,869		11,343,345
<b>Total TIF Valuation :</b>			<b>400,476</b>	<b>10,942,869</b>	<b>0</b>	<b>11,343,345</b>